

# NERACA PENDIDIKAN DAERAH 2017



## KAB. PULANG PISAU KALIMANTAN TENGAH

### DATA PENDIDIKAN DAERAH

Satuan Pendidikan **413**

|        |     |
|--------|-----|
| PAUD → | 163 |
| SD →   | 180 |
| SMP →  | 42  |
| SMA →  | 19  |
| SMK →  | 8   |
| SLB →  | 1   |

Peserta Didik **28.156**

|        |        |
|--------|--------|
| PAUD → | 4.813  |
| SD →   | 13.762 |
| SMP →  | 5.283  |
| SMA →  | 3.417  |
| SMK →  | 826    |
| SLB →  | 55     |

Ruang Kelas **1.553**

|       |       |
|-------|-------|
| SD →  | 1.091 |
| SMP → | 264   |
| SMA → | 135   |
| SMK → | 57    |
| SLB → | 6     |

Guru **2.921**

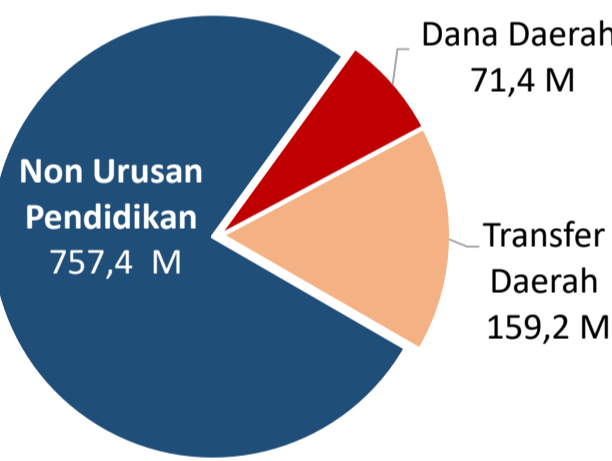
|        |       |
|--------|-------|
| PAUD → | 338   |
| SD →   | 1.635 |
| SMP →  | 501   |
| SMA →  | 315   |
| SMK →  | 119   |
| SLB →  | 13    |

Sumber: PDSPK, November 2017

Sumber: GTK, Juni 2017

### PENDANAAN PENDIDIKAN

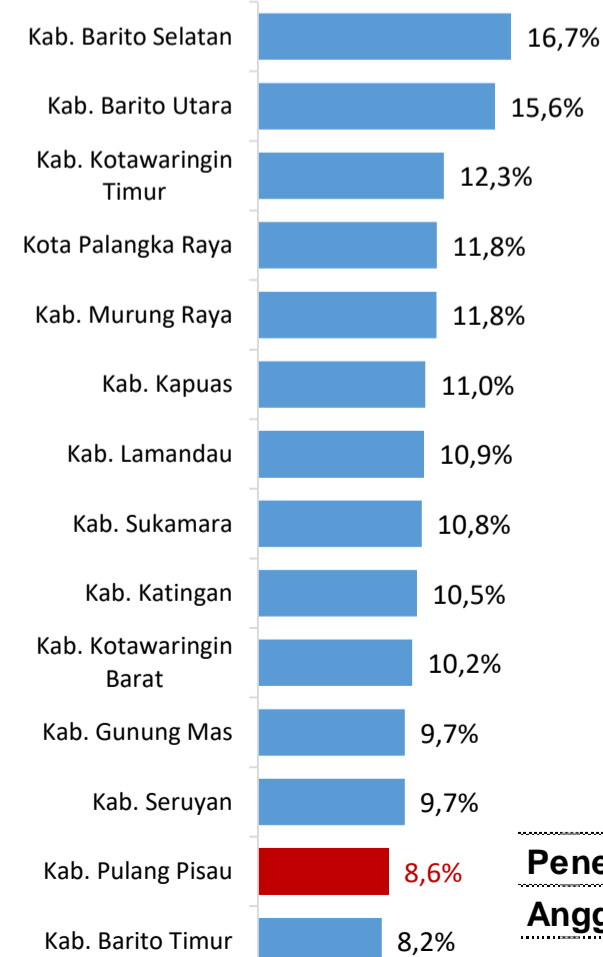
APBD 2017 **Rp988,0 M**



Rincian Dana Transfer Daerah Bidang pendidikan

|                       |        |
|-----------------------|--------|
| DAK Fisik             | 5,6 M  |
| TPG                   | 56,4 M |
| Tamsil                | 1,7 M  |
| Tunjangan Khusus Guru | 13,4 M |
| DAU (Gaji GTK PNSD)   | 79,6 M |
| BOP PAUD              | 2,6 M  |

Persentase urusan pendidikan (di luar transfer daerah)



Sumber: Kemdagri, November 2017

Trend Alokasi Anggaran Pendidikan dalam APBD

|  | 2015  | 2016  | 2017 |
|--|-------|-------|------|
|  | 16,6% | 11,4% | 8,6% |

ALOKASI ANGGARAN BANTUAN PEMERINTAH (APBN)

|             |       |
|-------------|-------|
| PAUD-DIKMAS | 0,1 M |
| SD          | 0,2 M |
| SMP         | 1,8 M |
| GTK         | 2,7 M |
| Total       | 4,7 M |

Sumber: Kemendikbud, November 2017

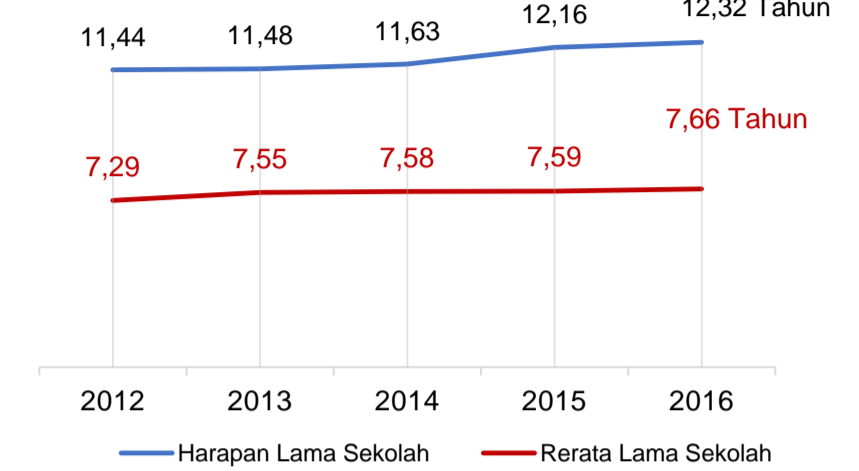
PERSENTASE REALISASI PROGRAM INDONESIA PINTAR

|          | SD    | SMP   | SMA   | SMK   |
|----------|-------|-------|-------|-------|
| Penerima | 26,2% | 45,6% | 58,0% | 46,8% |
| Anggaran | 25,9% | 50,4% | 61,1% | 50,2% |

Sumber: sipintar.web.id, Desember 2017

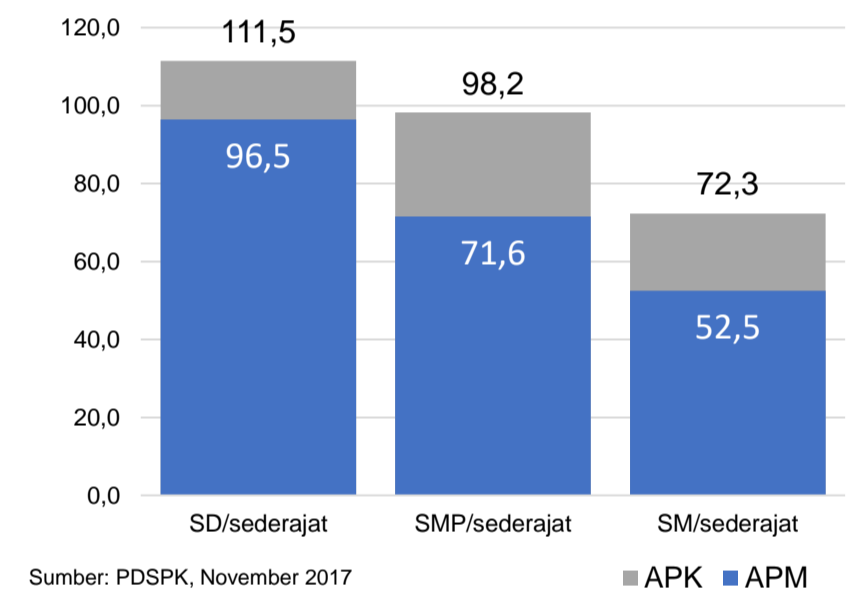
### INDEKS PEMBANGUNAN MANUSIA 2016

**66,5** KALIMANTAN TENGAH **69,1** NASIONAL **70,18**



Sumber: BPS, Oktober 2017

### APK DAN APM 2016/2017 (persentase)



Sumber: PDSPK, November 2017

### KEBUDAYAAN

| JENIS                    | JUMLAH |
|--------------------------|--------|
| Cagar Budaya             | 0      |
| Desa Adat                | 0      |
| Museum                   | 0      |
| Rumah Budaya Nusantara   | 0      |
| Sanggar dan Komunitas    | 0      |
| Warisan Budaya Tak Benda | 0      |

Sumber: Ditjen Kebudayaan, November 2017

### BAHASA DAERAH

**1**

Sumber: BPPB, November 2017

### RASIO PENDIDIKAN

GURU:SISWA

| SD  | SMP  | SMA  | SMK |
|-----|------|------|-----|
| 1:8 | 1:11 | 1:11 | 1:7 |

GURU PNS:SISWA

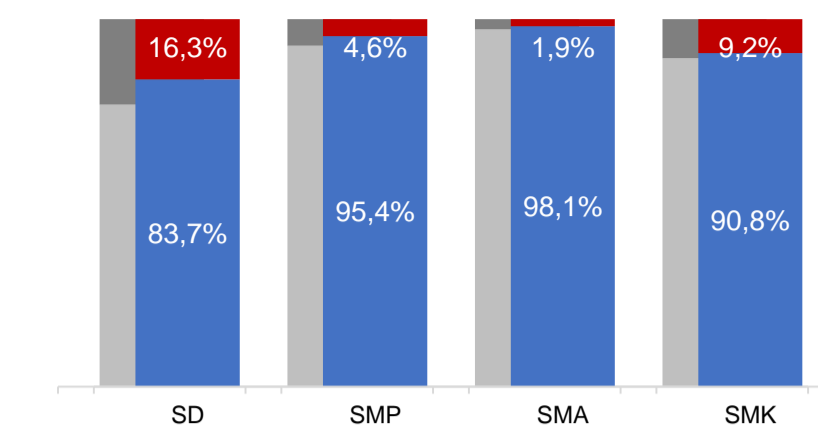
| SD   | SMP  | SMA  | SMK  |
|------|------|------|------|
| 1:10 | 1:14 | 1:15 | 1:13 |

ROMBEL:SISWA

| SD   | SMP  | SMA  | SMK  |
|------|------|------|------|
| 1:13 | 1:23 | 1:23 | 1:17 |

Sumber: PDSPK, November 2017

### KUALIFIKASI GURU

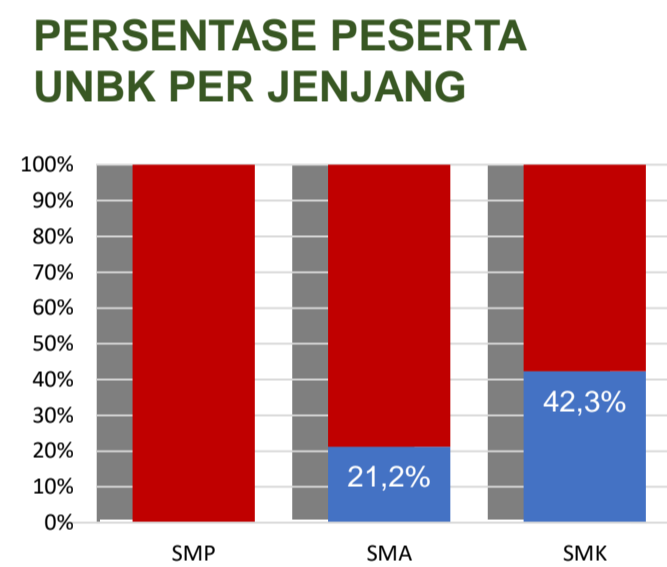


Sumber: Ditjen GTK, 2017

### UJI KOMPETENSI GURU PER JENJANG

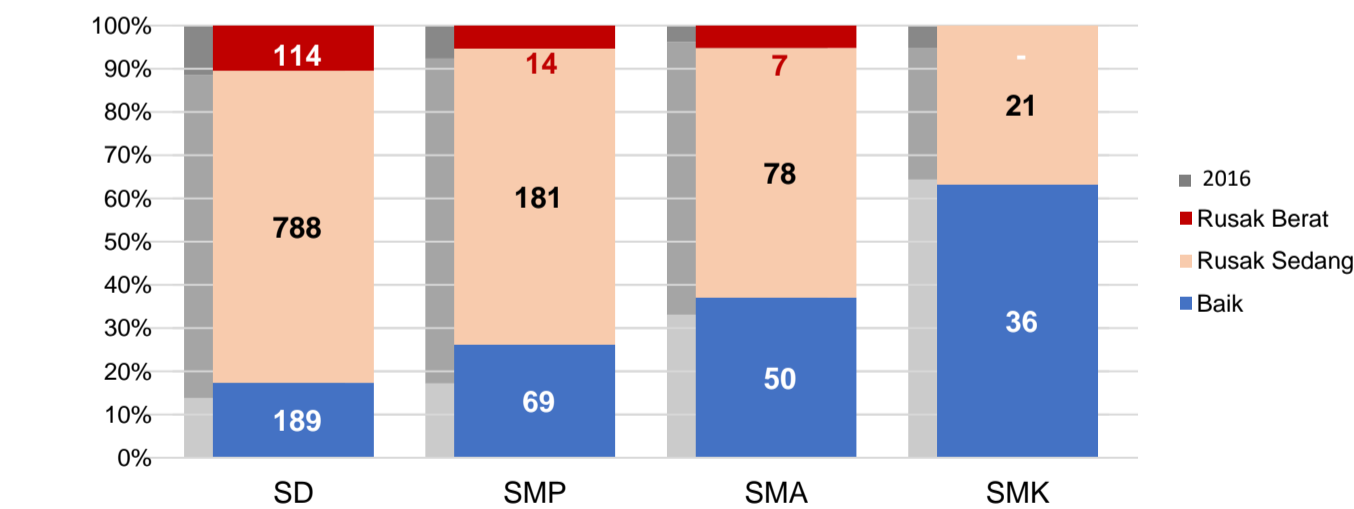


Sumber: Ditjen GTK, 2016



Sumber: Puspendik, November 2017

### KONDISI RUANG KELAS



Sumber: PDSPK, November 2017

### SEKOLAH RINTISAN PELAKSANA PPK

| SD | SMP | TOTAL |
|----|-----|-------|
| 1  | 4   | 5     |

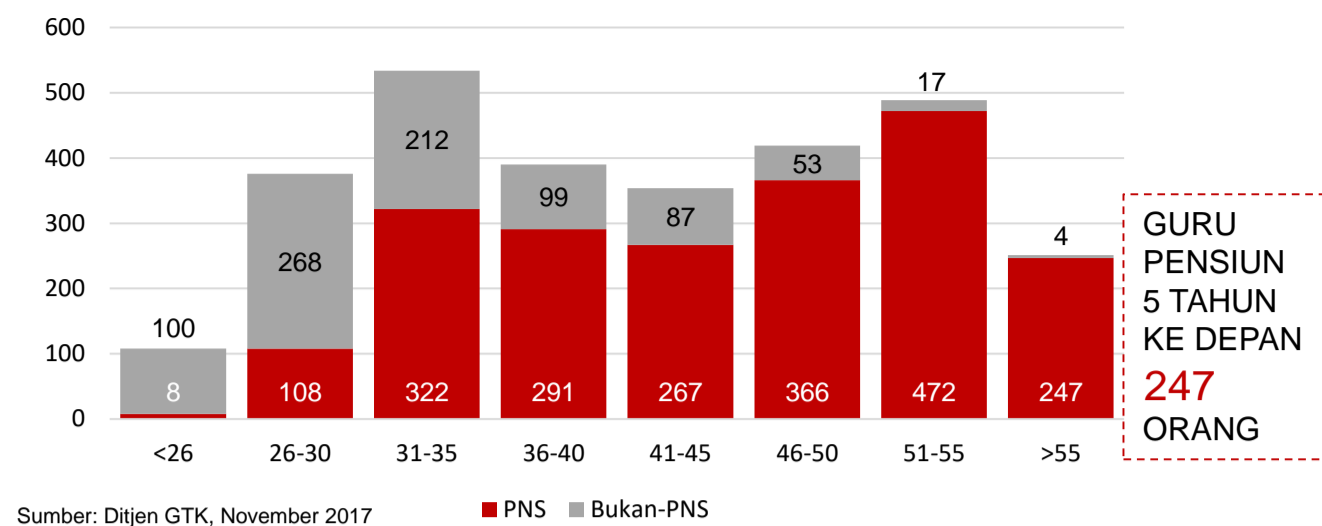
Sumber: Kemendikbud, September 2017

### GURU KEAHLIAN GANDA

### GURU GARIS DEPAN

Sumber: Ditjen GTK, November 2017

### GURU MENURUT USIA



Sumber: Ditjen GTK, November 2017

### SISWA PUTUS SEKOLAH DAN MENGULANG

|               | SD  | SMP | SMA | SMK |
|---------------|-----|-----|-----|-----|
| PUTUS SEKOLAH | 24  | 16  | 36  | 4   |
| MENGULANG     | 209 | 8   | 10  | -   |

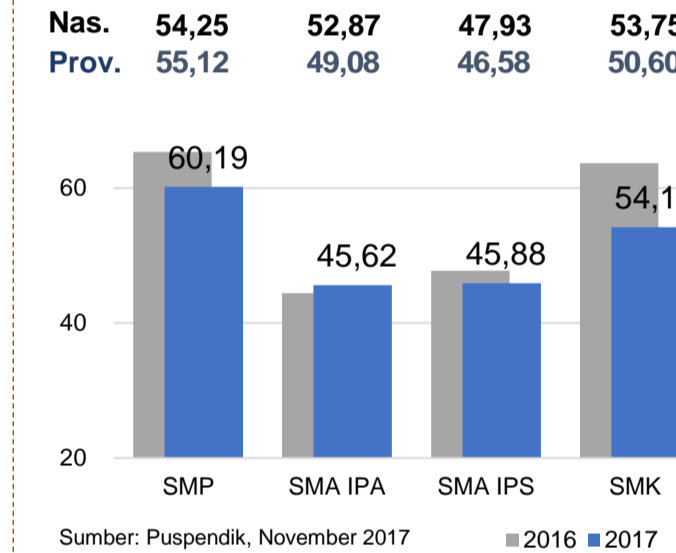
Sumber: PDSPK, November 2017

### PRESTASI SISWA

|                         |   |
|-------------------------|---|
| OLIMPIADE NASIONAL      | 0 |
| OLIMPIADE INTERNASIONAL | 0 |

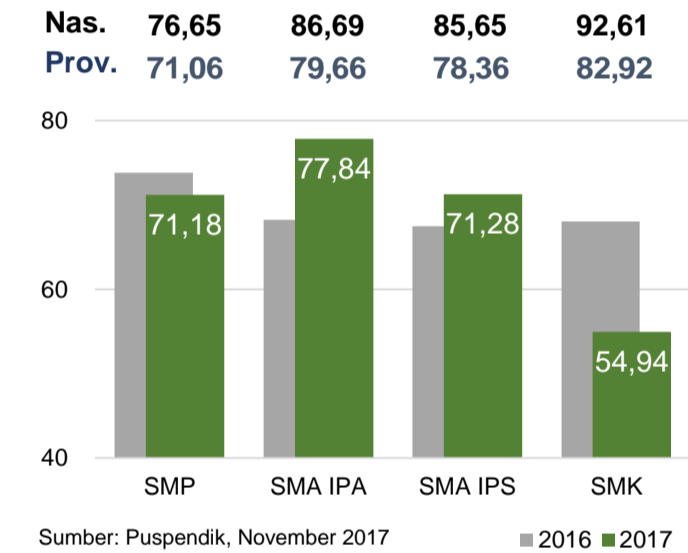
Sumber: Ditjen Dikdasmen, November 2017

### HASIL UN



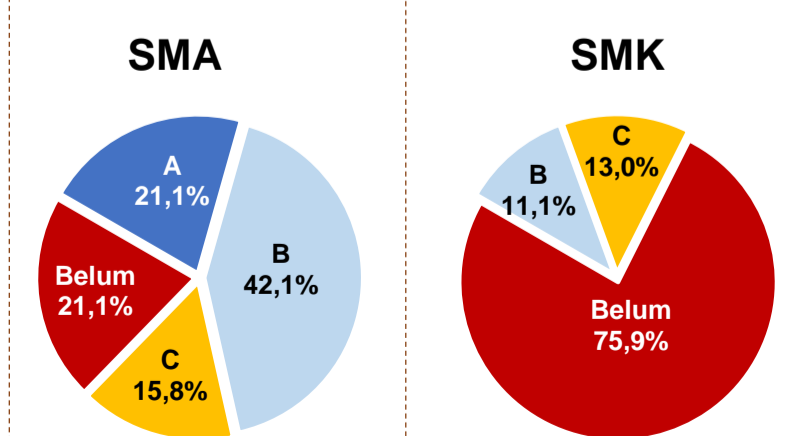
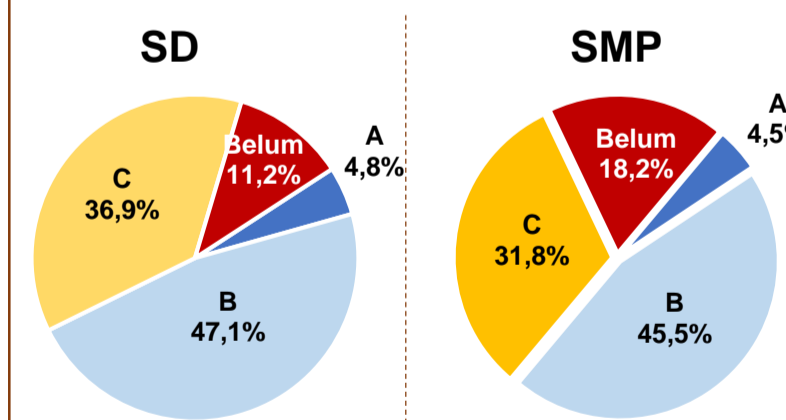
Sumber: Puspendik, November 2017

### SKOR IIUN



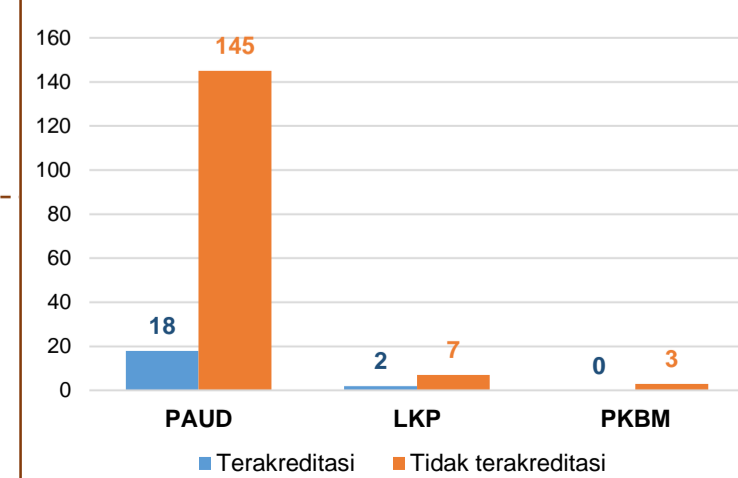
Sumber: Puspendik, November 2017

### AKREDITASI S/M



Sumber: BAN-S/M, Desember 2017

### AKREDITASI PNF



Sumber: BAN-PNF, November 2017