

NERACA PENDIDIKAN DAERAH 2017



KAB. BUTON SELATAN SULAWESI TENGGARA

DATA PENDIDIKAN DAERAH

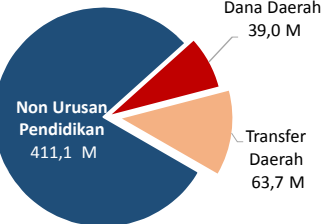
| | | | |
|--------------------------|------------|----------------------|---------------|
| Satuan Pendidikan | 195 | Peserta Didik | 25.355 |
| PAUD → | 79 | PAUD → | 3.027 |
| SD → | 68 | SD → | 12.759 |
| SMP → | 29 | SMP → | 5.385 |
| SMA → | 14 | SMA → | 3.771 |
| SMK → | 5 | SMK → | 413 |
| SLB → | - | SLB → | - |
| Ruang Kelas | 906 | Guru | 1.817 |
| SD → | 492 | PAUD → | 186 |
| SMP → | 251 | SD → | 721 |
| SMA → | 148 | SMP → | 487 |
| SMK → | 15 | SMA → | 344 |
| SLB → | - | SMK → | 79 |
| | | SLB → | - |

Sumber: PDSPK, November 2017

Sumber: GTK, Juni 2017

PENDANAAN PENDIDIKAN

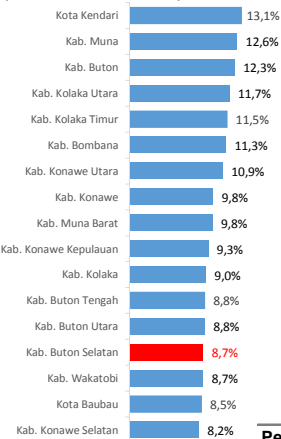
APBD 2017 Rp513,8 M



Rincian Dana Transfer Daerah Bidang pendidikan

| | |
|-----------------------|--------|
| DAK Fisik | 6,7 M |
| TPG | 23,8 M |
| Tamsil | 0,6 M |
| Tunjangan Khusus Guru | 0,4 M |
| DAU (Gaji GTK PNSD) | 30,3 M |
| BOP PAUD | 1,8 M |

Persentase urusan pendidikan (di luar transfer daerah)



Sumber: Kemdagri, November 2017

Trend Alokasi Anggaran Pendidikan dalam APBD

| | | | |
|--|-------------|-------------|-------------|
| | 2015 | 2016 | 2017 |
| | 13,5% | 11,5% | 8,7% |

ALOKASI ANGGARAN BANTUAN PEMERINTAH (APBN)

| | |
|-------------|-------|
| PAUD-DIKMAS | 0,1 M |
| SD | 4,3 M |
| SMP | 0,5 M |
| GTK | 0,7 M |
| Total | 5,5 M |

Sumber: Kemendikbud, November 2017

PERSENTASE REALISASI PROGRAM INDONESIA PINTAR

| | | | | |
|----------|-----------|------------|------------|------------|
| | SD | SMP | SMA | SMK |
| Penerima | 81,9% | 69,2% | 60,8% | 47,6% |
| Anggaran | 84,0% | 78,9% | 66,8% | 50,0% |

Sumber: sipintar.web.id, Desember 2017

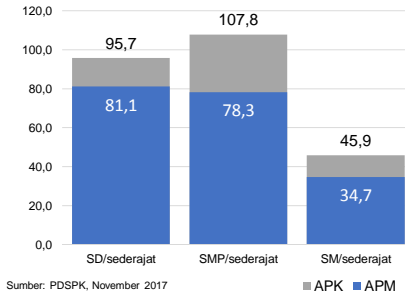
INDEKS PEMBANGUNAN MANUSIA 2016

62,6 SULAWESI TENGGARA **69,3** NASIONAL **70,18**



Sumber: BPS, Oktober 2017

APK DAN APM 2016/2017 (persentase)



Sumber: PDSPK, November 2017

KEBUDAYAAN

| JENIS | JUMLAH |
|--------------------------|--------|
| Cagar Budaya | 0 |
| Desa Adat | 0 |
| Museum | 0 |
| Rumah Budaya Nusantara | 0 |
| Sanggar dan Komunitas | 0 |
| Warisan Budaya Tak Benda | 0 |

Sumber: Ditjen Kebudayaan, November 2017

BAHASA DAERAH 2

Sumber: BPPB, November 2017

RASIO PENDIDIKAN

| GURU:SISWA | SD | SMP | SMA | SMK |
|------------|------|------|------|-----|
| | 1:18 | 1:11 | 1:11 | 1:5 |

GURU PNS:SISWA

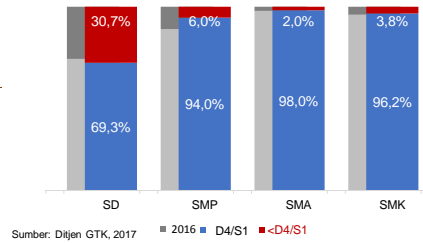
| SD | SMP | SMA | SMK |
|------|------|------|------|
| 1:33 | 1:23 | 1:27 | 1:15 |

ROMBEL:SISWA

| SD | SMP | SMA | SMK |
|------|------|------|------|
| 1:26 | 1:24 | 1:24 | 1:13 |

Sumber: PDSPK, November 2017

KUALIFIKASI GURU



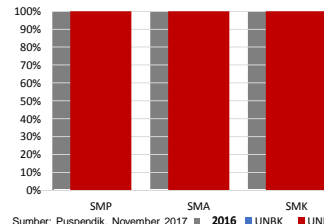
Sumber: Ditjen GTK, 2017

UJI KOMPETENSI GURU PER JENJANG



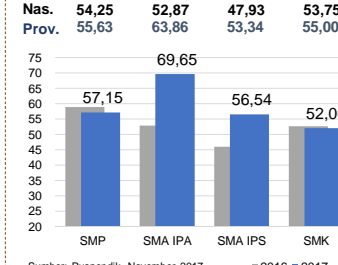
Sumber: Ditjen GTK, 2016

PERSENTASE PESERTA UNBK PER JENJANG



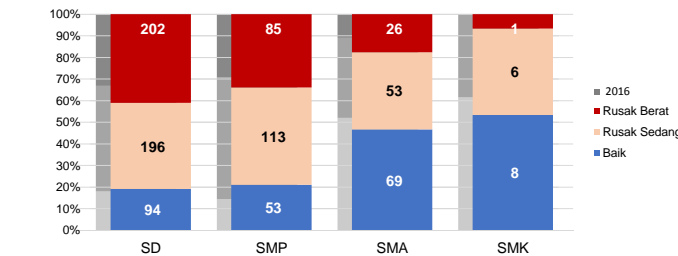
Sumber: Puspendik, November 2017

HASIL UN



Sumber: Puspendik, November 2017

KONDISI RUANG KELAS



Sumber: PDSPK, November 2017

SEKOLAH RINTISAN PELAKSANA PPK

| SD | SMP | TOTAL |
|----|-----|-------|
| 1 | 1 | 2 |

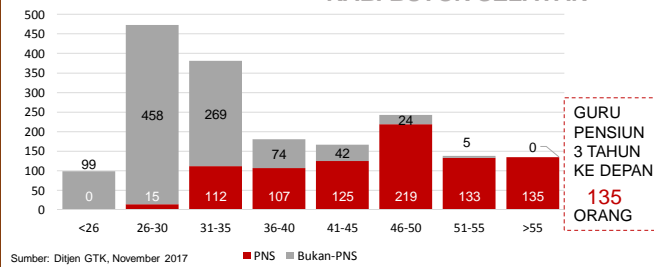
Sumber: Kemendikbud, September 2017

GURU KEAHLIAN GANDA 2

GURU GARIS DEPAN 0

Sumber: Ditjen GTK, November 2017

GURU MENURUT USIA



Sumber: Ditjen GTK, November 2017

SISWA PUTUS SEKOLAH DAN MENGULANG

| | | | | |
|---------------|-----------|------------|------------|------------|
| | SD | SMP | SMA | SMK |
| PUTUS SEKOLAH | 75 | 20 | 67 | 1 |
| MENGULANG | 354 | 3 | - | - |

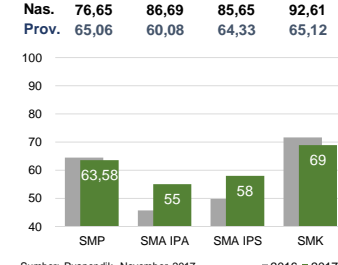
Sumber: PDSPK, November 2017

PRESTASI SISWA

| | |
|-------------------------|----------|
| OLIMPIADE NASIONAL | 0 |
| OLIMPIADE INTERNASIONAL | 0 |

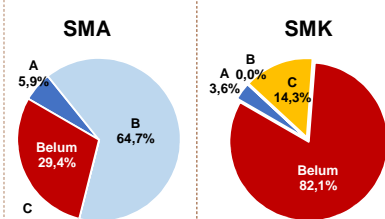
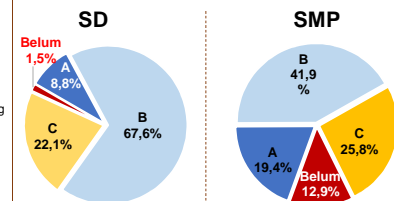
Sumber: Ditjen Dikdasmen, November 2017

SKOR IIUN



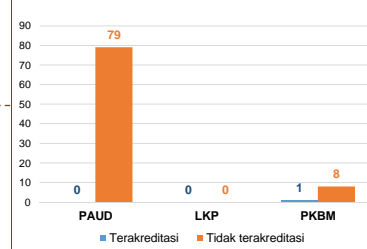
Sumber: Puspendik, November 2017

AKREDITASI S/M



Sumber: BAN-S/M, Desember 2017

AKREDITASI PNF



Sumber: BAN-PNF, November 2017