

NERACA PENDIDIKAN DAERAH 2017



KAB. WAY KANAN LAMPUNG

DATA PENDIDIKAN DAERAH

Satuan Pendidikan 795

| | |
|--------|-----|
| PAUD → | 334 |
| SD → | 311 |
| SMP → | 87 |
| SMA → | 38 |
| SMK → | 24 |
| SLB → | 1 |

Peserta Didik 90.779

| | |
|--------|--------|
| PAUD → | 9.687 |
| SD → | 49.989 |
| SMP → | 16.560 |
| SMA → | 8.432 |
| SMK → | 6.071 |
| SLB → | 40 |

Ruang Kelas 3.451

| | |
|-------|-------|
| SD → | 2.231 |
| SMP → | 678 |
| SMA → | 321 |
| SMK → | 210 |
| SLB → | 11 |

Guru 6.646

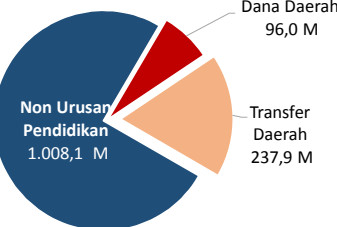
| | |
|--------|-------|
| PAUD → | 641 |
| SD → | 3.669 |
| SMP → | 1.248 |
| SMA → | 613 |
| SMK → | 460 |
| SLB → | 15 |

Sumber: PDSPK, November 2017

Sumber: GTK, Juni 2017

PENDANAAN PENDIDIKAN

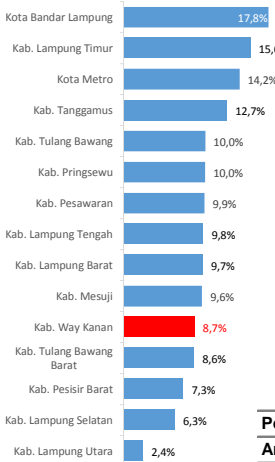
APBD 2017 Rp1.341,9 M



Rincian Dana Transfer Daerah Bidang pendidikan

| | |
|-----------------------|---------|
| DAK Fisik | 17,3 M |
| TPG | 88,3 M |
| Tamsil | 2,7 M |
| Tunjangan Khusus Guru | 1,1 M |
| DAU (Gaji GTK PNSD) | 122,2 M |
| BOP PAUD | 6,4 M |

Persentase urusan pendidikan (di luar transfer daerah)



Sumber: Kemdagri, November 2017

Trend Alokasi Anggaran Pendidikan dalam APBD

| | 2015 | 2016 | 2017 |
|--|-------|-------|------|
| | 11,6% | 13,3% | 8,7% |

ALOKASI ANGGARAN BANTUAN PEMERINTAH (APBN)

| | |
|-------------|-------|
| PAUD-DIKMAS | 1,1 M |
| SD | 6,7 M |
| SMP | 3,5 M |
| GTK | 4,6 M |
| Total | 16 M |

Sumber: Kemendikbud, November 2017

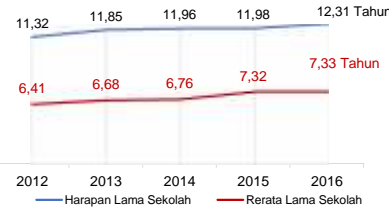
PERSENTASE REALISASI PROGRAM INDONESIA PINTAR

| | SD | SMP | SMA | SMK |
|----------|-------|-------|-------|-------|
| Penerima | 51,3% | 45,5% | 77,7% | 41,9% |
| Anggaran | 54,0% | 49,9% | 84,1% | 49,2% |

Sumber: sipintar.web.id, Desember 2017

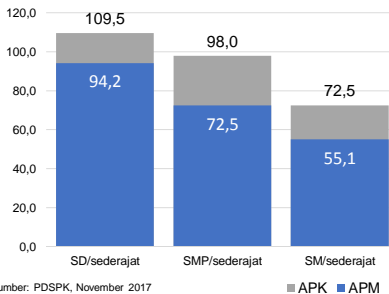
INDEKS PEMBANGUNAN MANUSIA 2016

65,7 LAMPUNG 67,7 NASIONAL 70,18



Sumber: BPS, Oktober 2017

APK DAN APM 2016/2017 (persentase)



Sumber: PDSPK, November 2017

KEBUDAYAAN

| JENIS | JUMLAH |
|--------------------------|--------|
| Cagar Budaya | 0 |
| Desa Adat | 0 |
| Museum | 0 |
| Rumah Budaya Nusantara | 0 |
| Sanggar dan Komunitas | 0 |
| Warisan Budaya Tak Benda | 0 |

Sumber: Ditjen Kebudayaan, November 2017

BAHASA DAERAH

4

Sumber: BPPB, November 2017

RASIO PENDIDIKAN

| GURU:SISWA | SD | SMP | SMA | SMK |
|------------|------|------|------|------|
| | 1:14 | 1:13 | 1:14 | 1:13 |

GURU PNS:SISWA

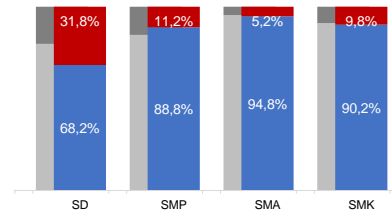
| SD | SMP | SMA | SMK |
|------|------|------|------|
| 1:23 | 1:26 | 1:31 | 1:44 |

ROMBEL:SISWA

| SD | SMP | SMA | SMK |
|------|------|------|------|
| 1:21 | 1:27 | 1:26 | 1:25 |

Sumber: PDSPK, November 2017

KUALIFIKASI GURU



Sumber: Ditjen GTK, 2017

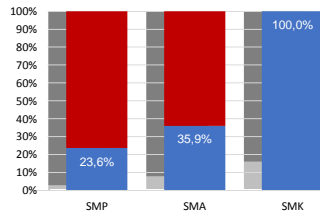
UJI KOMPETENSI GURU PER JENJANG



Sumber: Ditjen GTK, 2016

| | Nas. | 54,33 | 58,25 | 61,74 | 58,30 |
|-----|-------|-------|-------|-------|-------|
| | Prov. | 50,23 | 55,36 | 60,57 | 55,72 |
| SD | 49,11 | | 52,86 | 53,03 | |
| SMP | | | | | |
| SMA | | | | | |
| SMK | | | | | |

PERSENTASE PESERTA UNBK PER JENJANG



Sumber: Puspendik, November 2017

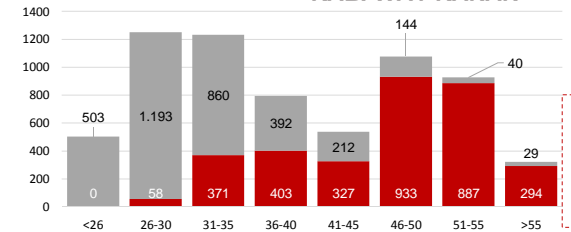
HASIL UN

| | Nas. | 54,25 | 52,87 | 47,93 | 53,75 |
|---------|-------|-------|-------|-------|-------|
| | Prov. | 50,88 | 48,40 | 44,37 | 50,88 |
| SMP | 52,97 | | 44,28 | 44,08 | 51,14 |
| SMA IPA | | | | | |
| SMA IPS | | | | | |
| SMK | | | | | |

Sumber: Puspendik, November 2017

KAB. WAY KANAN

GURU MENURUT USIA



Sumber: Ditjen GTK, November 2017

SISWA PUTUS SEKOLAH DAN MENGULANG



| | SD | SMP | SMA | SMK |
|---------------|-------|-----|-----|-----|
| PUTUS SEKOLAH | 74 | 115 | 102 | 55 |
| MENGULANG | 1.101 | 48 | 8 | 8 |

Sumber: PDSPK, November 2017

PRESTASI SISWA



| | |
|-------------------------|---|
| OLIMPIADE NASIONAL | 0 |
| OLIMPIADE INTERNASIONAL | 0 |

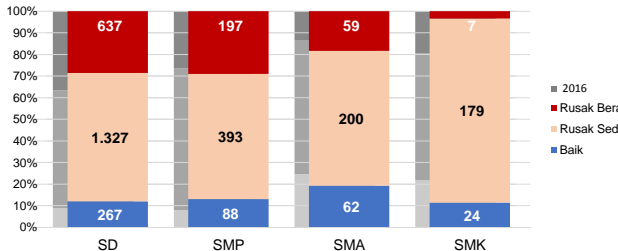
Sumber: Ditjen Dikdasmen, November 2017

SKOR IIUN

| | Nas. | 76,65 | 86,69 | 85,65 | 92,61 |
|---------|-------|-------|-------|-------|-------|
| | Prov. | 76,78 | 88,21 | 85,12 | 92,34 |
| SMP | 72,33 | | 86 | 79 | 100 |
| SMA IPA | | | | | |
| SMA IPS | | | | | |
| SMK | | | | | |

Sumber: Puspendik, November 2017

KONDISI RUANG KELAS



Sumber: PDSPK, November 2017

SEKOLAH RINTISAN PELAKSANA PPK

| SD | SMP | TOTAL |
|----|-----|-------|
| 1 | 3 | 4 |

Sumber: Kemendikbud, September 2017

GURU KEAHLIAN GANDA

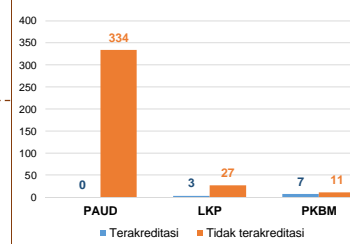
36

GURU GARIS DEPAN

0

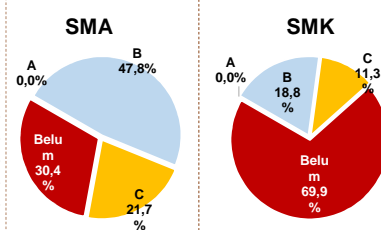
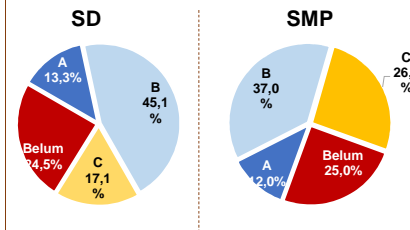
Sumber: Ditjen GTK, November 2017

AKREDITASI PNF



Sumber: BAN-PNF, November 2017

AKREDITASI S/M



Sumber: BAN-S/M, Desember 2017