

# NERACA PENDIDIKAN DAERAH 2017



## KAB. BULUKUMBA SULAWESI SELATAN

### DATA PENDIDIKAN DAERAH

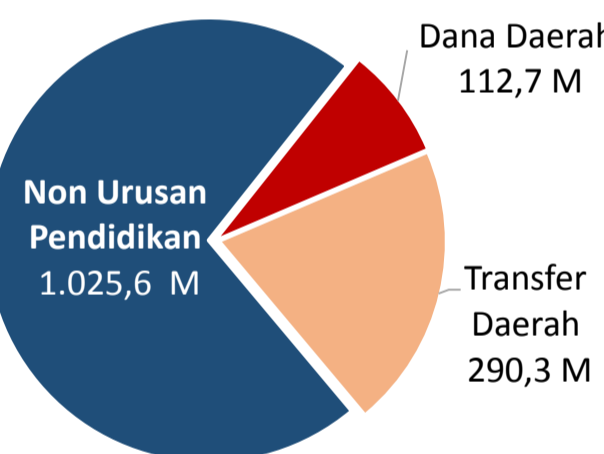
|                          |              |                      |               |
|--------------------------|--------------|----------------------|---------------|
| <b>Satuan Pendidikan</b> | <b>824</b>   | <b>Peserta Didik</b> | <b>91.663</b> |
| PAUD →                   | 360          | PAUD →               | 14.548        |
| SD →                     | 349          | SD →                 | 45.655        |
| SMP →                    | 70           | SMP →                | 15.956        |
| SMA →                    | 22           | SMA →                | 11.474        |
| SMK →                    | 21           | SMK →                | 3.870         |
| SLB →                    | 2            | SLB →                | 160           |
| <b>Ruang Kelas</b>       | <b>3.680</b> | <b>Guru</b>          | <b>7.667</b>  |
| SD →                     | 2.403        | PAUD →               | 1.281         |
| SMP →                    | 678          | SD →                 | 3.658         |
| SMA →                    | 366          | SMP →                | 1.442         |
| SMK →                    | 177          | SMA →                | 772           |
| SLB →                    | 56           | SMK →                | 460           |
|                          |              | SLB →                | 54            |

Sumber: PDSPK, November 2017

Sumber: GTK, Juni 2017

### PENDANAAN PENDIDIKAN

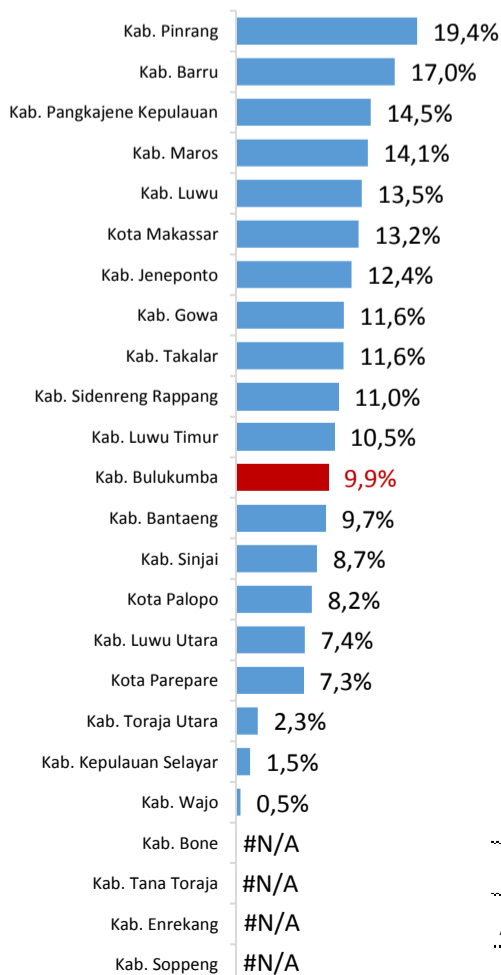
APBD 2017 Rp1.428,6 M



Rincian Dana Transfer Daerah Bidang pendidikan

|                       |         |
|-----------------------|---------|
| DAK Fisik             | 7,4 M   |
| TPG                   | 124,5 M |
| Tamsil                | 2,0 M   |
| Tunjangan Khusus Guru | 0,2 M   |
| DAU (Gaji GTK PNSD)   | 148,0 M |
| BOP PAUD              | 8,1 M   |

Persentase urusan pendidikan (di luar transfer daerah)



Sumber: Kemdagri, November 2017

Trend Alokasi Anggaran Pendidikan dalam APBD

|  |       |       |      |
|--|-------|-------|------|
|  | 2015  | 2016  | 2017 |
|  | 22,0% | 18,8% | 9,9% |

ALOKASI ANGGARAN BANTUAN PEMERINTAH (APBN)

|             |        |
|-------------|--------|
| PAUD-DIKMAS | 0,8 M  |
| SD          | 6,8 M  |
| SMP         | 1,4 M  |
| GTK         | 12,4 M |
| Total       | 21,4 M |

Sumber: Kemendikbud, November 2017

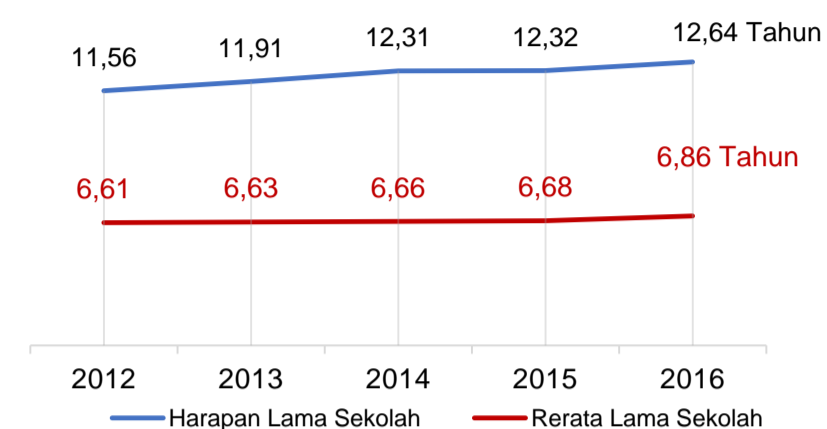
PERSENTASE REALISASI PROGRAM INDONESIA PINTAR

|          |       |       |       |       |
|----------|-------|-------|-------|-------|
|          | SD    | SMP   | SMA   | SMK   |
| Penerima | 52,1% | 51,2% | 76,1% | 62,6% |
| Anggaran | 54,4% | 59,2% | 83,3% | 66,3% |

Sumber: sipintar.web.id, Desember 2017

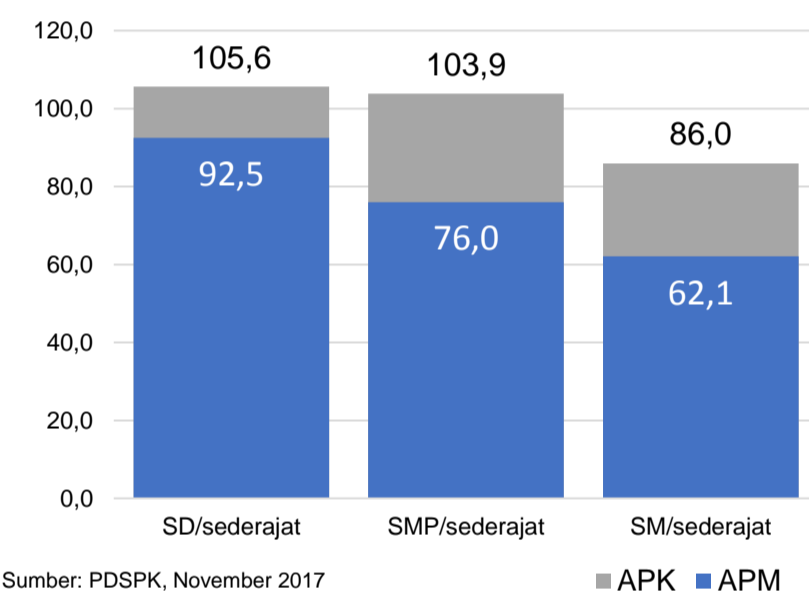
### INDEKS PEMBANGUNAN MANUSIA 2016

66,5 SULAWESI SELATAN 69,8 NASIONAL 70,18



Sumber: BPS, Oktober 2017

### APK DAN APM 2016/2017 (persentase)



Sumber: PDSPK, November 2017

### KEBUDAYAAN

| JENIS                    | JUMLAH |
|--------------------------|--------|
| Cagar Budaya             | 14     |
| Desa Adat                | 1      |
| Museum                   | 0      |
| Rumah Budaya Nusantara   | 0      |
| Sanggar dan Komunitas    | 2      |
| Warisan Budaya Tak Benda | 0      |

Sumber: Ditjen Kebudayaan, November 2017

### BAHASA DAERAH

1

Sumber: BPPB, November 2017

### RASIO PENDIDIKAN

#### GURU:SISWA

|      |      |      |     |
|------|------|------|-----|
| SD   | SMP  | SMA  | SMK |
| 1:12 | 1:11 | 1:15 | 1:8 |

#### GURU PNS:SISWA

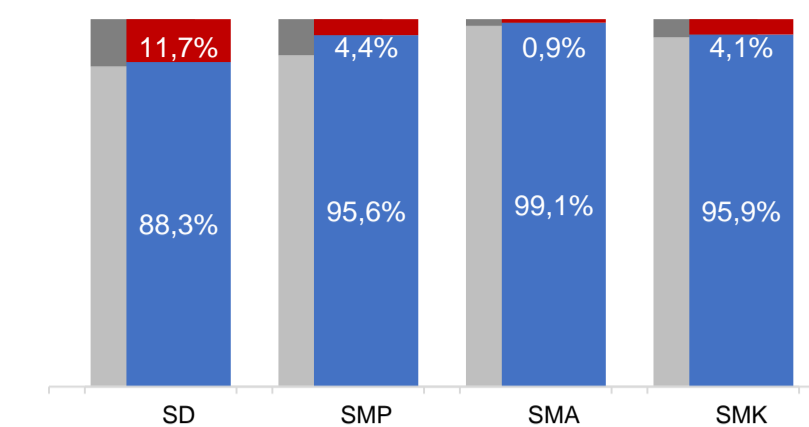
|      |      |      |      |
|------|------|------|------|
| SD   | SMP  | SMA  | SMK  |
| 1:22 | 1:21 | 1:29 | 1:25 |

#### ROMBEL:SISWA

|      |      |      |      |
|------|------|------|------|
| SD   | SMP  | SMA  | SMK  |
| 1:20 | 1:25 | 1:31 | 1:21 |

Sumber: PDSPK, November 2017

### KUALIFIKASI GURU



Sumber: Ditjen GTK, 2017

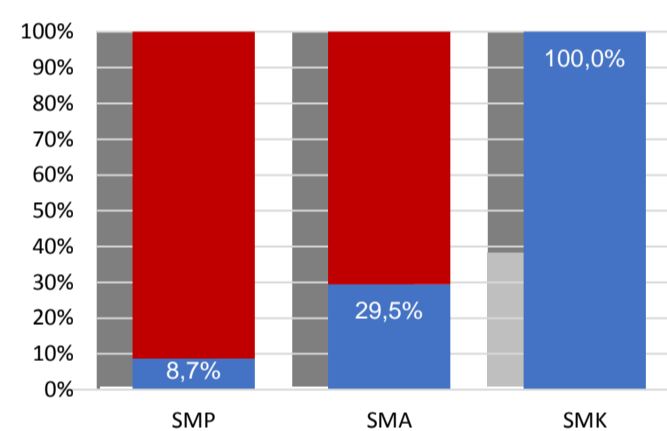
### UJI KOMPETENSI GURU PER JENJANG



Sumber: Ditjen GTK, 2016

|       |       |       |       |       |
|-------|-------|-------|-------|-------|
| Nas.  | 54,33 | 58,25 | 61,74 | 58,30 |
| Prov. | 50,05 | 54,41 | 57,75 | 54,43 |
|       | 52,16 | 55,39 | 58,79 | 54,64 |
|       | SD    | SMP   | SMA   | SMK   |

### PERSENTASE PESERTA UNBK PER JENJANG



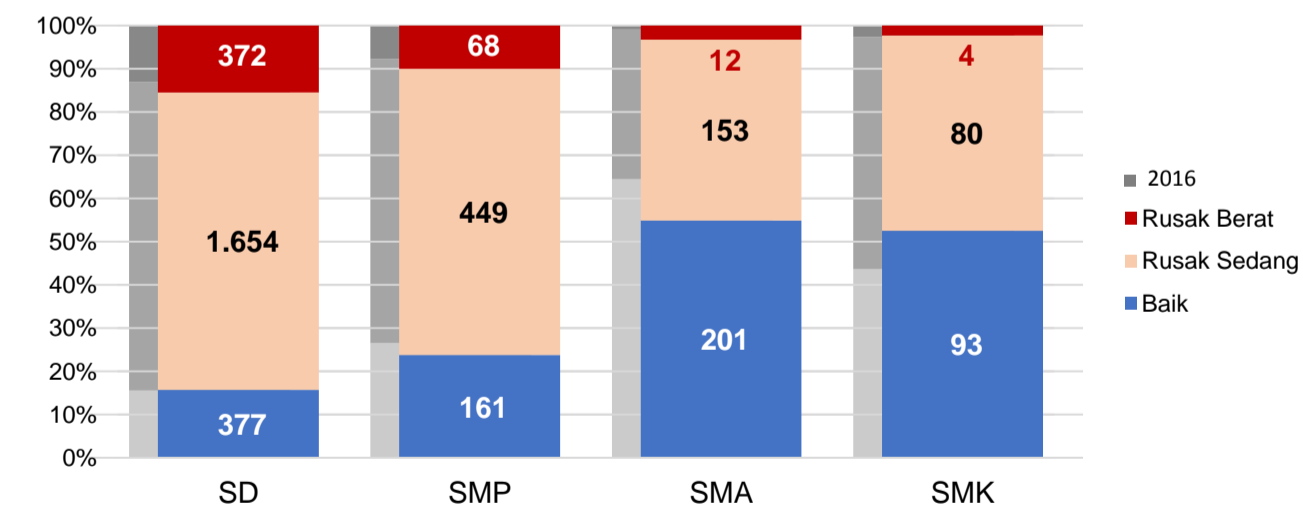
Sumber: Puspendik, November 2017

### HASIL UN

|       |       |         |         |       |
|-------|-------|---------|---------|-------|
| Nas.  | 54,25 | 52,87   | 47,93   | 53,75 |
| Prov. | 54,71 | 51,90   | 45,86   | 52,00 |
|       | 67,81 | 56,11   | 45,41   | 53,69 |
|       | SMP   | SMA IPA | SMA IPS | SMK   |

Sumber: Puspendik, November 2017

### KONDISI RUANG KELAS



Sumber: PDSPK, November 2017

### SEKOLAH RINTISAN PELAKSANA PPK

|    |     |       |
|----|-----|-------|
| SD | SMP | TOTAL |
| 1  | 5   | 6     |

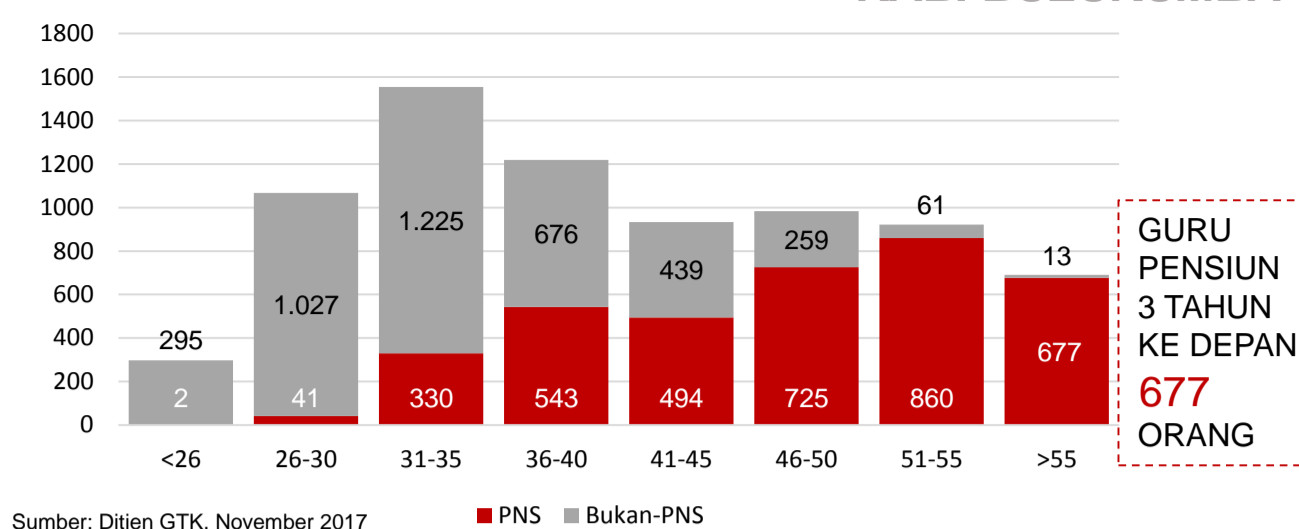
Sumber: Kemendikbud, September 2017

### GURU KEAHLIAN GANDA

### GURU GARIS DEPAN

Sumber: Ditjen GTK, November 2017

### GURU MENURUT USIA



Sumber: Ditjen GTK, November 2017

### SISWA PUTUS SEKOLAH DAN MENGULANG

|               |     |     |     |     |
|---------------|-----|-----|-----|-----|
|               | SD  | SMP | SMA | SMK |
| PUTUS SEKOLAH | 133 | 155 | 106 | 123 |
| MENGULANG     | 595 | 20  | 13  | 2   |

Sumber: PDSPK, November 2017

### PRESTASI SISWA

|                         |   |
|-------------------------|---|
| OLIMPIADE NASIONAL      | 0 |
| OLIMPIADE INTERNASIONAL | 0 |

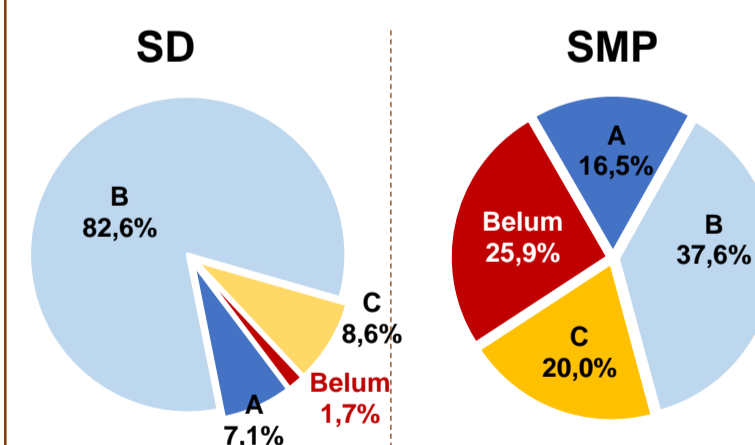
Sumber: Ditjen Dikdasmen, November 2017

### SKOR IIUN

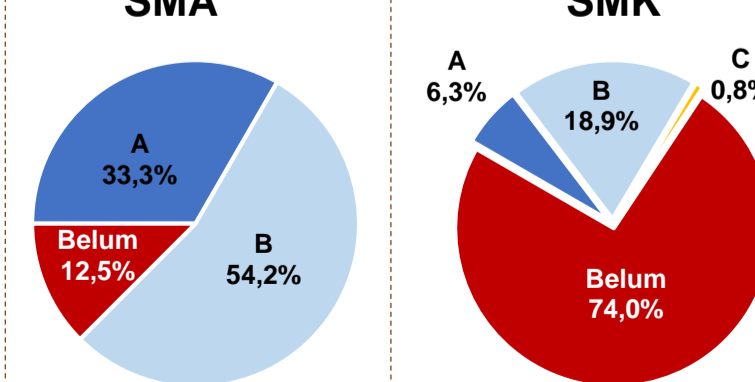
|       |       |         |         |       |
|-------|-------|---------|---------|-------|
| Nas.  | 76,65 | 86,69   | 85,65   | 92,61 |
| Prov. | 66,40 | 80,15   | 79,24   | 99,51 |
|       | 62,95 | 82      | 73      | 100   |
|       | SMP   | SMA IPA | SMA IPS | SMK   |

Sumber: Puspendik, November 2017

### AKREDITASI S/M

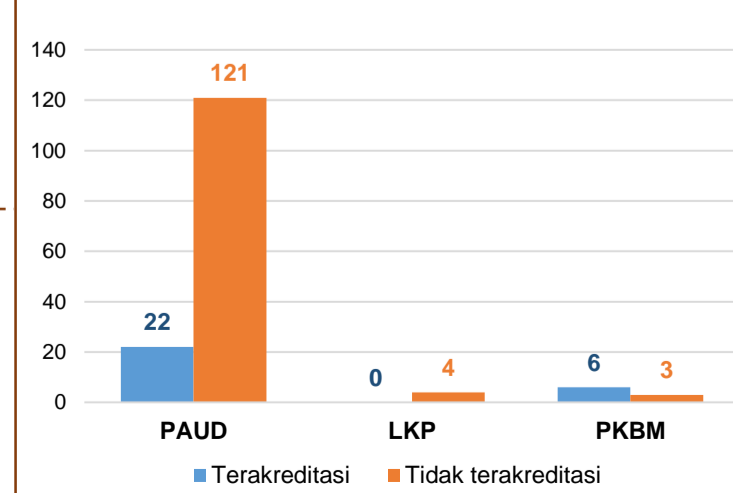


### SMA



Sumber: BAN-S/M, Desember 2017

### AKREDITASI PNF



Sumber: BAN-PNF, November 2017