

NERACA PENDIDIKAN DAERAH 2017



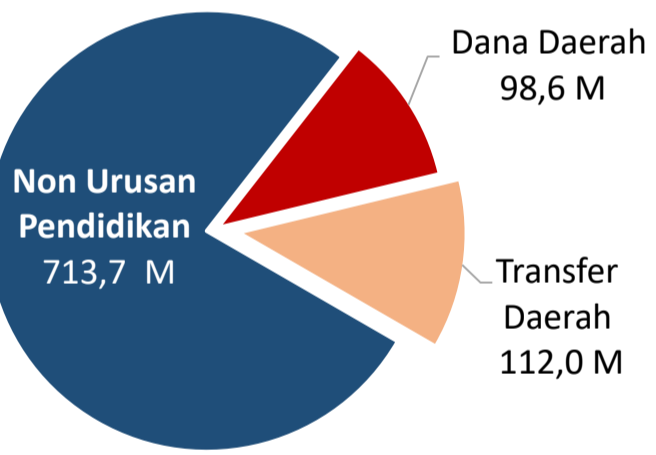
KAB. BUOL SULAWESI TENGAH

DATA PENDIDIKAN DAERAH

| | | | |
|--------------------------|--------------|----------------------|---------------|
| Satuan Pendidikan | 390 | Peserta Didik | 37.769 |
| PAUD → | 140 | PAUD → | 3.890 |
| SD → | 167 | SD → | 18.867 |
| SMP → | 61 | SMP → | 7.539 |
| SMA → | 10 | SMA → | 4.328 |
| SMK → | 9 | SMK → | 3.054 |
| SLB → | 3 | SLB → | 91 |
| Ruang Kelas | 1.638 | Guru | 3.167 |
| SD → | 1.048 | PAUD → | 621 |
| SMP → | 341 | SD → | 1.539 |
| SMA → | 115 | SMP → | 572 |
| SMK → | 114 | SMA → | 227 |
| SLB → | 20 | SMK → | 192 |
| | | SLB → | 16 |

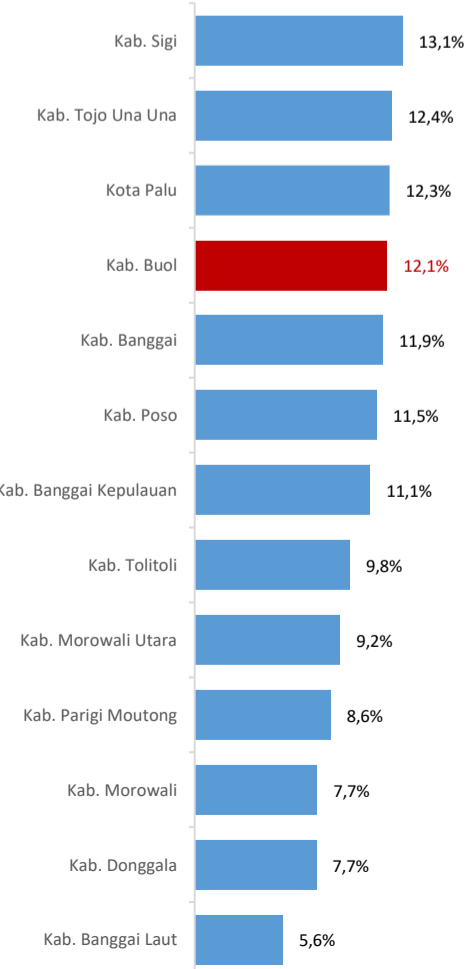
PENDANAAN PENDIDIKAN

APBD 2017 Rp924,3 M



| Rincian Dana Transfer Daerah Bidang pendidikan | |
|--|--------|
| DAK Fisik | 4,7 M |
| TPG | 36,1 M |
| Tamsil | 2,3 M |
| Tunjangan Khusus Guru | 0,4 M |
| DAU (Gaji GTK PNSD) | 66,9 M |
| BOP PAUD | 1,6 M |

Persentase urusan pendidikan (di luar transfer daerah)



Trend Alokasi Anggaran Pendidikan dalam APBD

| | 2015 | 2016 | 2017 |
|--|-------|-------|-------|
| | 15,9% | 12,6% | 12,1% |

ALOKASI ANGGARAN BANTUAN PEMERINTAH (APBN)

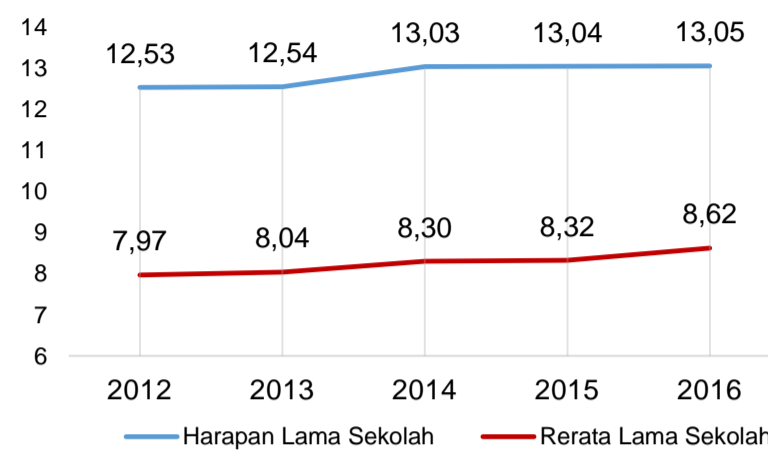
| | |
|--------------|---------------|
| PAUD-DIKMAS | 0,3 M |
| SD | 2,8 M |
| SMP | 4,8 M |
| GTK | 2,8 M |
| Total | 10,8 M |

PERSENTASE REALISASI PROGRAM INDONESIA PINTAR

| | SD | SMP | SMA | SMK |
|----------|-------|-------|-------|-------|
| Penerima | 21,4% | 41,4% | 57,4% | 43,1% |
| Anggaran | 21,9% | 46,3% | 62,3% | 46,2% |

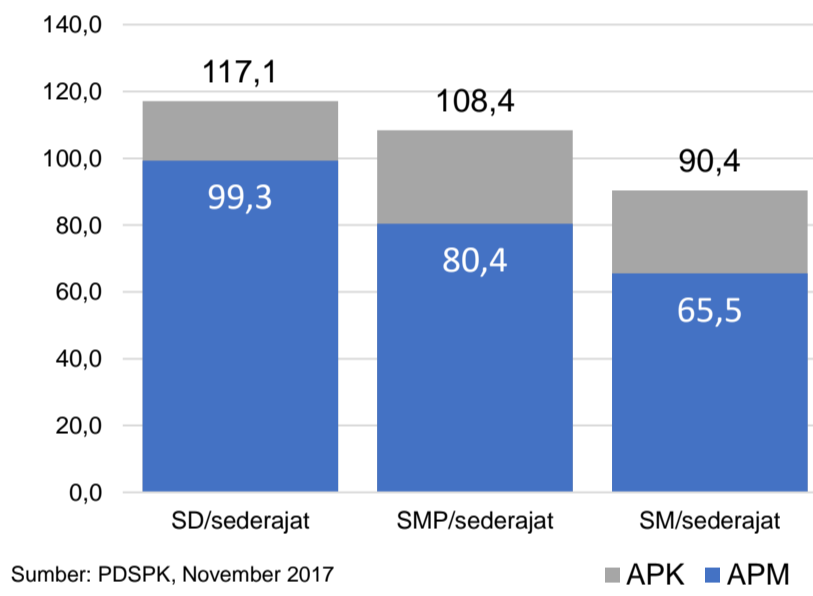
Sumber: sipintar.web.id, Desember 2017

INDEKS PEMBANGUNAN MANUSIA 2016



Sumber: BPS, Oktober 2017

APK DAN APM 2016/2017 (persentase)



Sumber: PDSPK, November 2017

KEBUDAYAAN

| JENIS | JUMLAH |
|--------------------------|--------|
| Cagar Budaya | 0 |
| Desa Adat | 0 |
| Museum | 0 |
| Rumah Budaya Nusantara | 0 |
| Sanggar dan Komunitas | 0 |
| Warisan Budaya Tak Benda | 0 |

Sumber: Ditjen Kebudayaan, November 2017

BAHASA DAERAH

2

Sumber: BPPB, November 2017

RASIO PENDIDIKAN

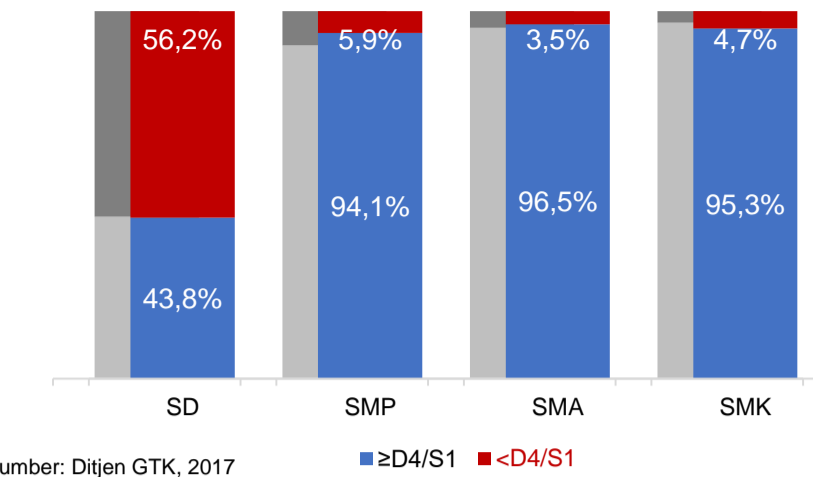
| GURU:SISWA | SD | SMP | SMA | SMK |
|------------|------|------|------|------|
| | 1:12 | 1:13 | 1:19 | 1:16 |

| GURU PNS:SISWA | SD | SMP | SMA | SMK |
|----------------|------|------|------|------|
| | 1:16 | 1:23 | 1:28 | 1:24 |

| ROMBEL:SISWA | SD | SMP | SMA | SMK |
|--------------|------|------|------|------|
| | 1:18 | 1:23 | 1:30 | 1:24 |


Sumber: PDSPK, November 2017

KUALIFIKASI GURU



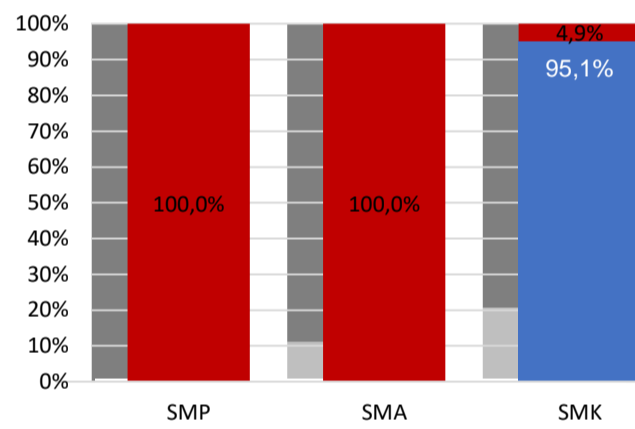
Sumber: Ditjen GTK, 2017

UJI KOMPETENSI GURU PER JENJANG



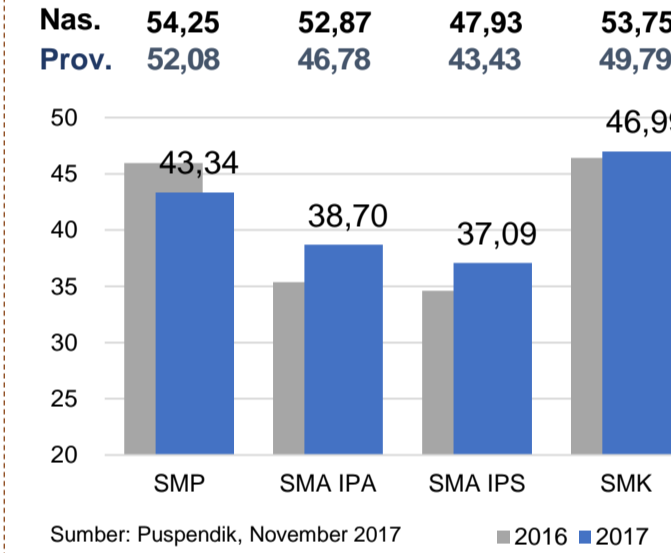
Sumber: Ditjen GTK, 2016

PERSENTASE PESERTA UNBK PER JENJANG



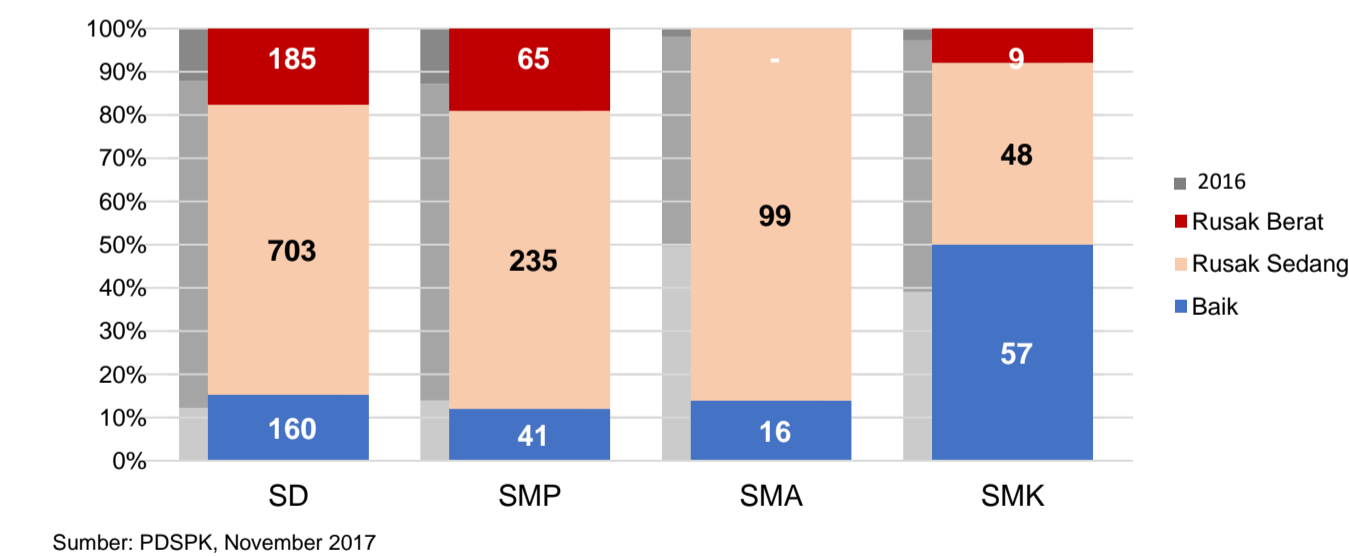
Sumber: Puspendik, November 2017

HASIL UN



Sumber: Puspendik, November 2017

KONDISI RUANG KELAS



Sumber: PDSPK, November 2017

SEKOLAH RINTISAN PELAKSANA PPK

| SD | SMP | TOTAL |
|----|-----|-------|
| 1 | 2 | 3 |

Sumber: Kemendikbud, September 2017

GURU KEAHLIAN GANDA

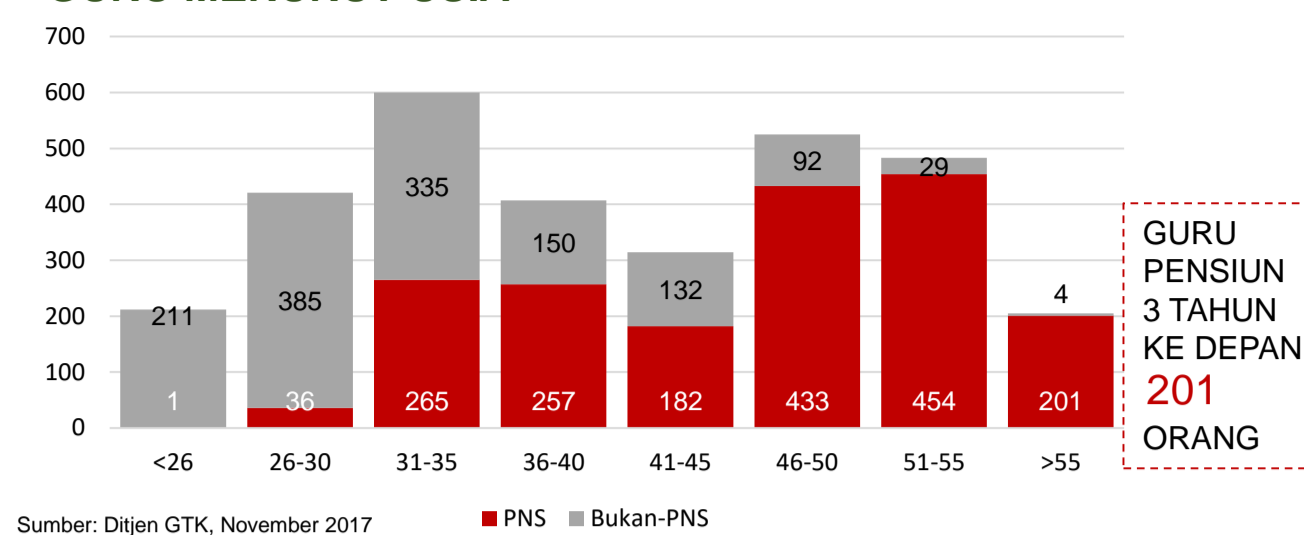
24

GURU GARIS DEPAN

##

Sumber: Ditjen GTK, November 2017

GURU MENURUT USIA



Sumber: Ditjen GTK, November 2017

SISWA PUTUS SEKOLAH DAN MENGULANG

| | SD | SMP | SMA | SMK |
|---------------|-----|-----|-----|-----|
| PUTUS SEKOLAH | 86 | 34 | 40 | 8 |
| MENGULANG | 456 | 40 | 35 | 10 |

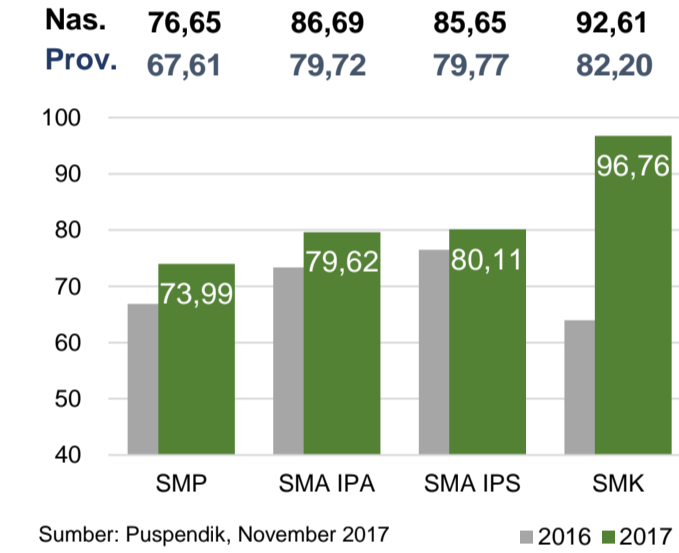
Sumber: PDSPK, November 2017

PRESTASI SISWA

| | |
|-------------------------|---|
| OLIMPIADE NASIONAL | 0 |
| OLIMPIADE INTERNASIONAL | 0 |

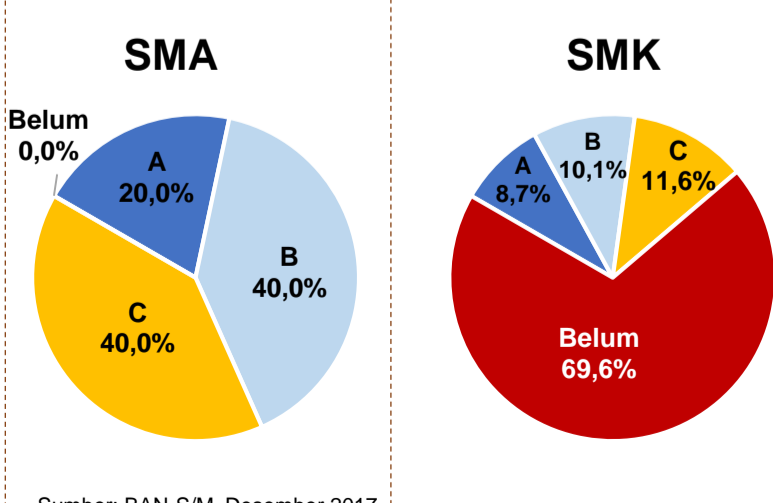
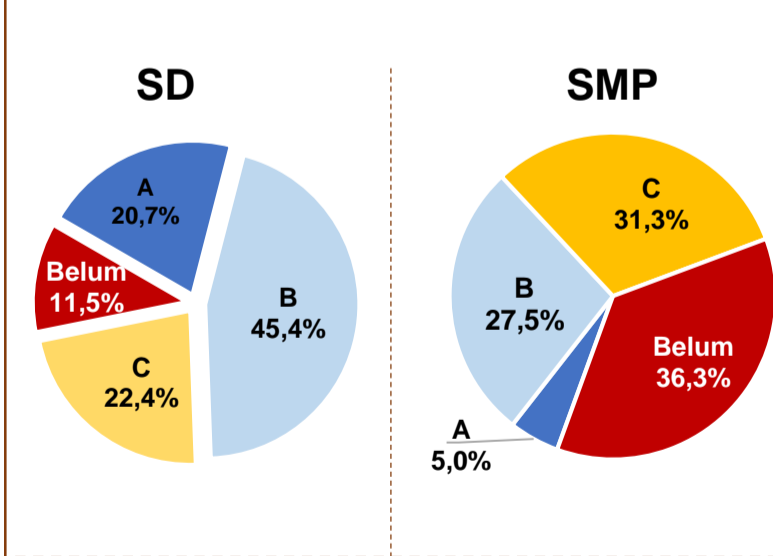
Sumber: Ditjen Dikdasmen, November 2017

SKOR IIUN



Sumber: Puspendik, November 2017

AKREDITASI S/M



Sumber: BAN-S/M, Desember 2017