

NERACA PENDIDIKAN DAERAH 2017



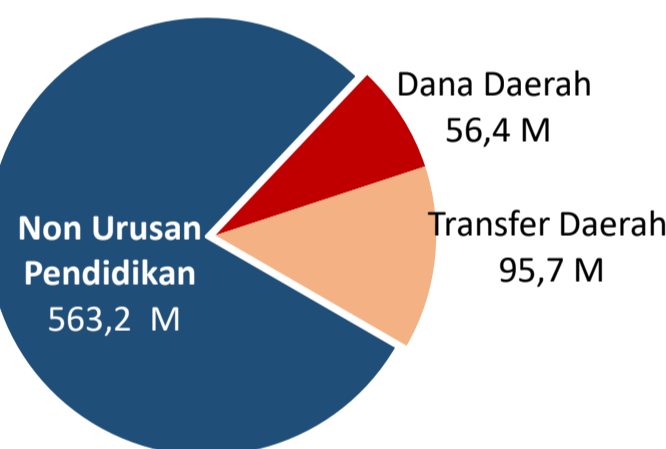
KAB. ROTE NDAO NUSA TENGGARA TIMUR

DATA PENDIDIKAN DAERAH

| | |
|-------------------------------------|------------------------------------|
| Satuan Pendidikan 344 | Peserta Didik 37.365 |
| PAUD → 149 | PAUD → 1.648 |
| SD → 143 | SD → 20.754 |
| SMP → 36 | SMP → 8.956 |
| SMA → 10 | SMA → 5.022 |
| SMK → 5 | SMK → 913 |
| SLB → 1 | SLB → 72 |
| Ruang Kelas 1.560 | Guru 2.720 |
| SD → 1.045 | PAUD → 117 |
| SMP → 313 | SD → 1.473 |
| SMA → 137 | SMP → 633 |
| SMK → 58 | SMA → 325 |
| SLB → 7 | SMK → 154 |
| | SLB → 18 |

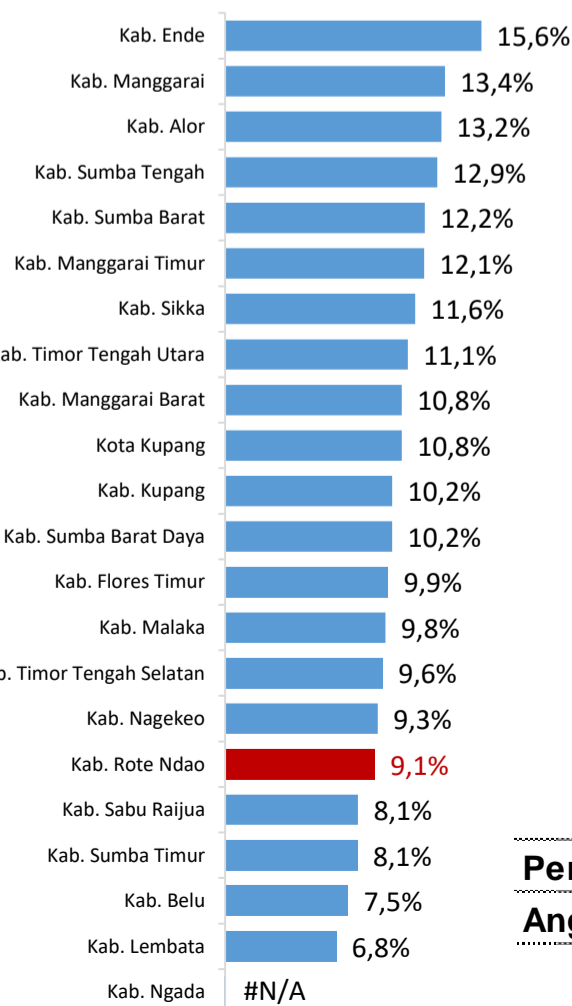
PENDANAAN PENDIDIKAN

APBD 2017 Rp715,4 M



| | |
|-----------------------|--------|
| DAK Fisik | 7,4 M |
| TPG | 30,9 M |
| Tamsil | 1,7 M |
| Tunjangan Khusus Guru | 1,4 M |
| DAU (Gaji GTK PNSD) | 53,6 M |
| BOP PAUD | 0,7 M |

Persentase urusan pendidikan (di luar transfer daerah)



Trend Alokasi Anggaran Pendidikan dalam APBD

| | | | |
|--|------|------|------|
| | 2015 | 2016 | 2017 |
| | 9,2% | 9,1% | 9,1% |

ALOKASI ANGGARAN BANTUAN PEMERINTAH (APBN)

| | |
|--------------|---------------|
| PAUD-DIKMAS | 0,3 M |
| SD | 5,8 M |
| SMP | 6 M |
| GTK | 1,8 M |
| Total | 13,9 M |

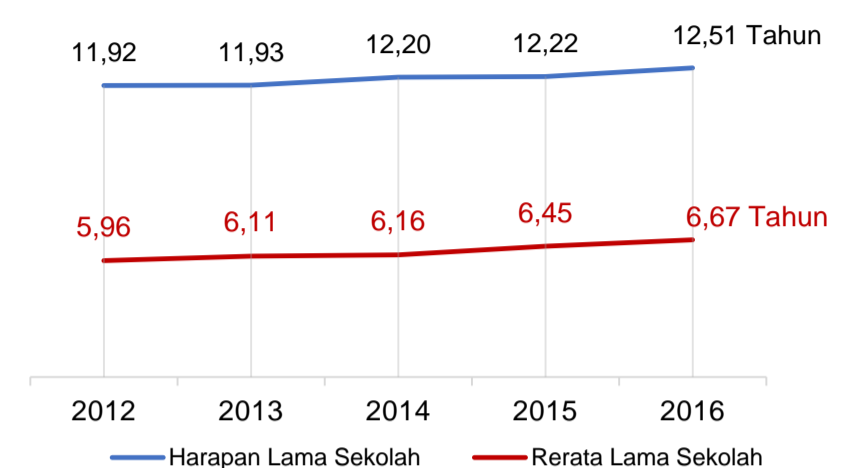
PERSENTASE REALISASI PROGRAM INDONESIA PINTAR

| | | | | |
|----------|-------|-------|-------|-------|
| | SD | SMP | SMA | SMK |
| Penerima | 52,1% | 41,7% | 37,7% | 18,4% |
| Anggaran | 54,4% | 45,8% | 44,9% | 25,4% |

Sumber: Kemdagri, November 2017

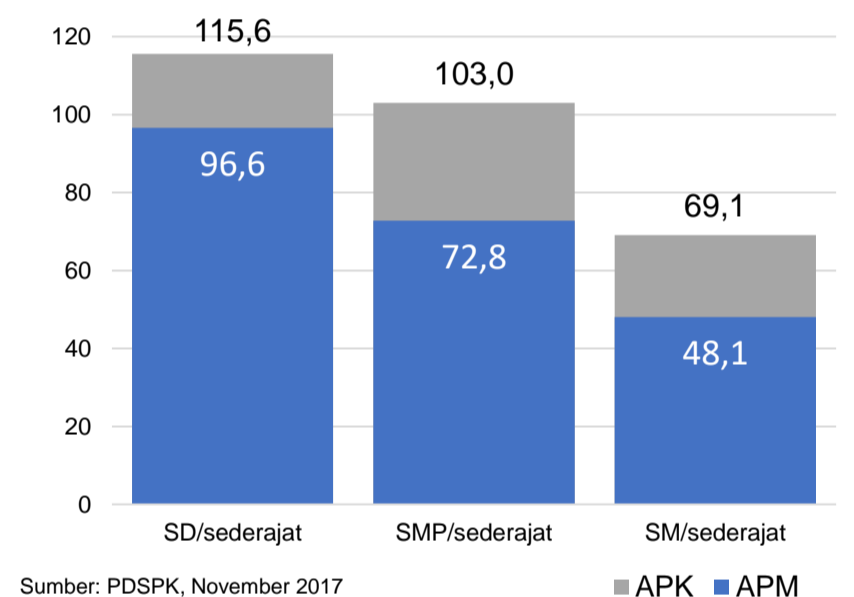
INDEKS PEMBANGUNAN MANUSIA 2016

59,3 NUSA TENGGARA TIMUR 63,1 NASIONAL 70,18



Sumber: BPS, Oktober 2017

APK DAN APM 2016/2017 (persentase)



Sumber: PDSPK, November 2017

KEBUDAYAAN

| JENIS | JUMLAH |
|--------------------------|--------|
| Cagar Budaya | 0 |
| Desa Adat | 0 |
| Museum | 0 |
| Rumah Budaya Nusantara | 0 |
| Sanggar dan Komunitas | 0 |
| Warisan Budaya Tak Benda | 0 |

Sumber: Ditjen Kebudayaan, November 2017

BAHASA DAERAH

2

Sumber: BPPB, November 2017

RASIO PENDIDIKAN

| GURU:SISWA | SD | SMP | SMA | SMK |
|------------|------|------|------|-----|
| | 1:14 | 1:14 | 1:15 | 1:6 |

GURU PNS:SISWA

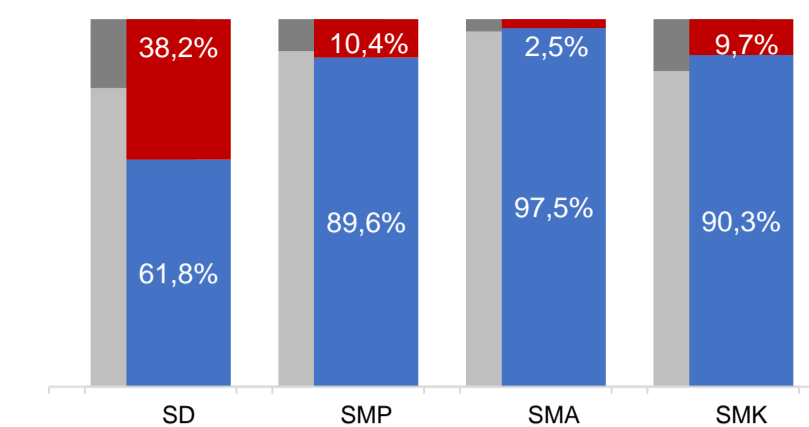
| SD | SMP | SMA | SMK |
|------|------|------|-----|
| 1:21 | 1:22 | 1:24 | 1:7 |

ROMBEL:SISWA

| SD | SMP | SMA | SMK |
|------|------|------|------|
| 1:20 | 1:26 | 1:30 | 1:16 |

Sumber: PDSPK, November 2017

KUALIFIKASI GURU

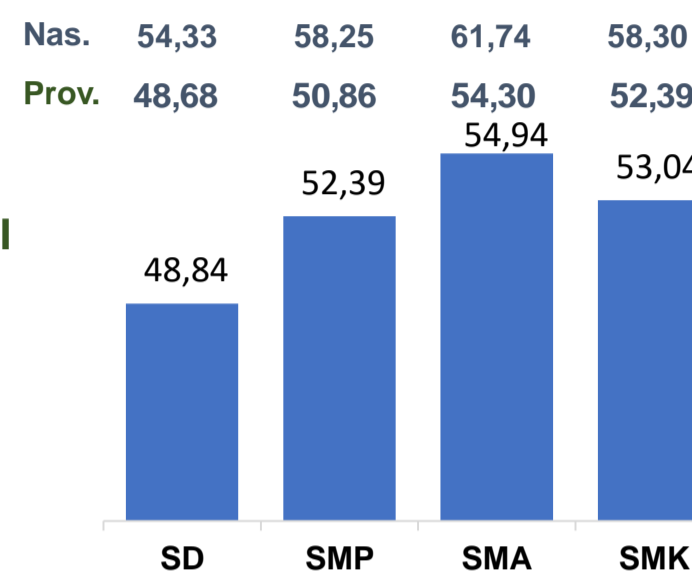


Sumber: Ditjen GTK, 2017

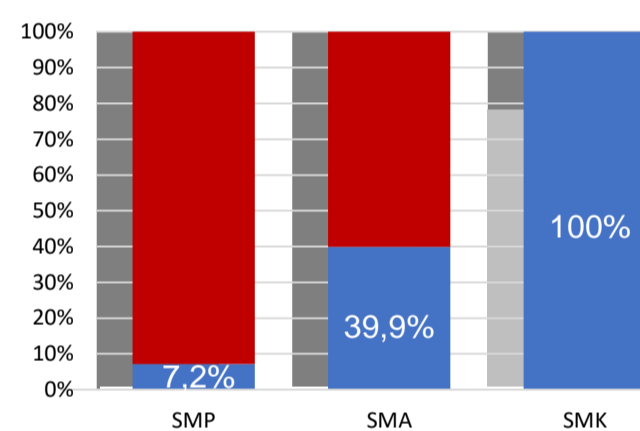
UJI KOMPETENSI GURU PER JENJANG



Sumber: Ditjen GTK, 2016

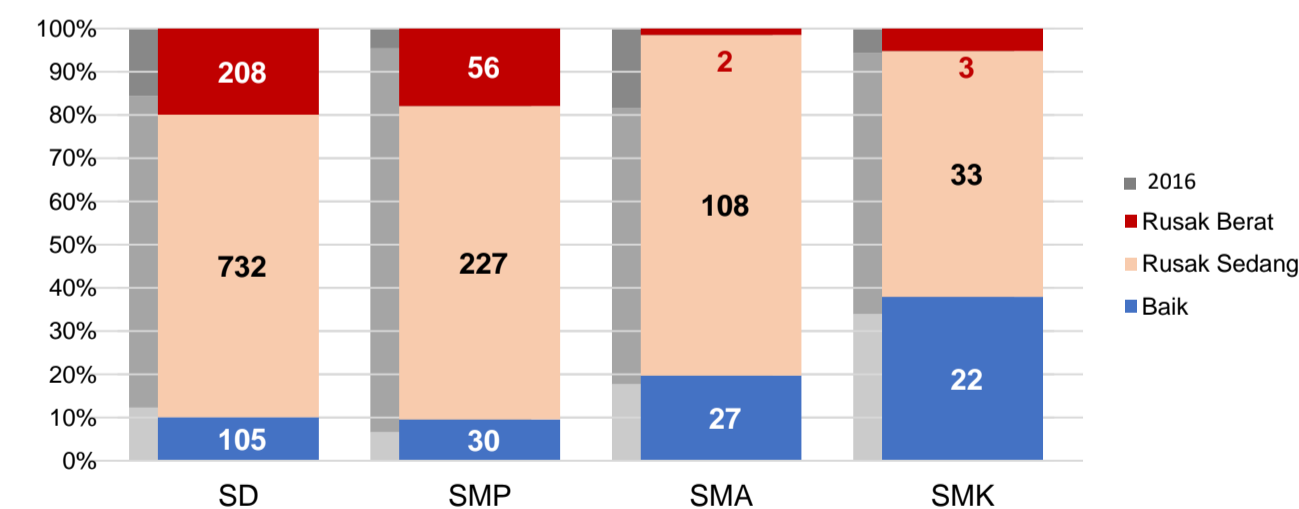


PERSENTASE PESERTA UNBK PER JENJANG



Sumber: Puspendik, November 2017

KONDISI RUANG KELAS



Sumber: PDSPK, November 2017

SEKOLAH RINTISAN PELAKSANA PPK

| SD | SMP | TOTAL |
|----|-----|-------|
| 1 | 2 | 3 |

Sumber: Kemendikbud, September 2017

GURU KEAHLIAN GANDA

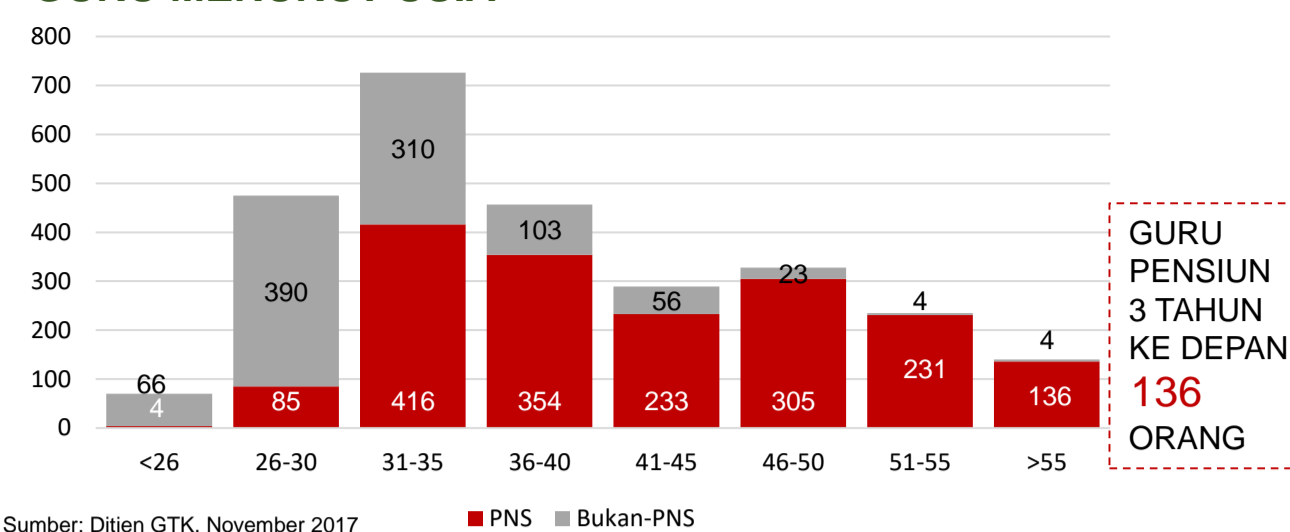
21

GURU GARIS DEPAN

52

Sumber: Ditjen GTK, November 2017

GURU MENURUT USIA



Sumber: Ditjen GTK, November 2017

GURU PENSUN 3 TAHUN KE DEPAN 136 ORANG

SISWA PUTUS SEKOLAH DAN MENGULANG

| | | | | |
|---------------|-----|-----|-----|-----|
| | SD | SMP | SMA | SMK |
| PUTUS SEKOLAH | 35 | 75 | 49 | 26 |
| MENGULANG | 829 | 16 | 1 | 1 |

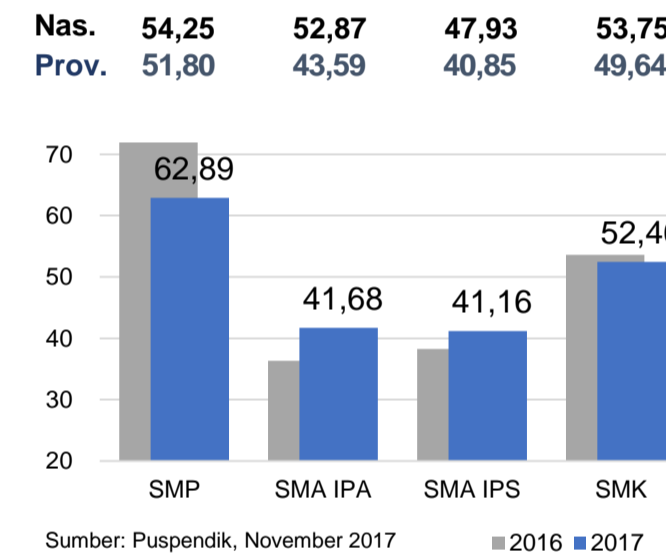
Sumber: PDSPK, November 2017

PRESTASI SISWA

| | |
|-------------------------|---|
| OLIMPIADE NASIONAL | 0 |
| OLIMPIADE INTERNASIONAL | 0 |

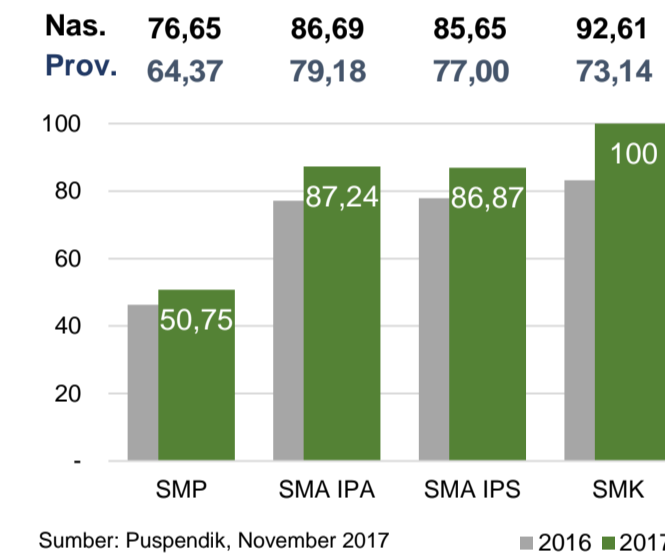
Sumber: Ditjen Dikdasmen, November 2017

HASIL UN



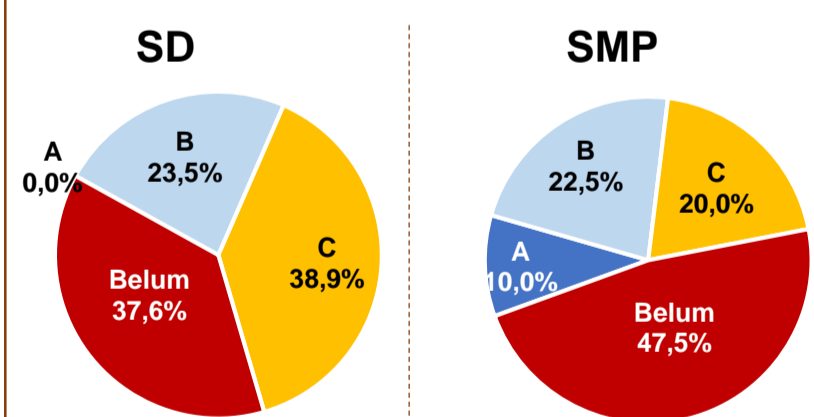
Sumber: Puspendik, November 2017

SKOR IIUN

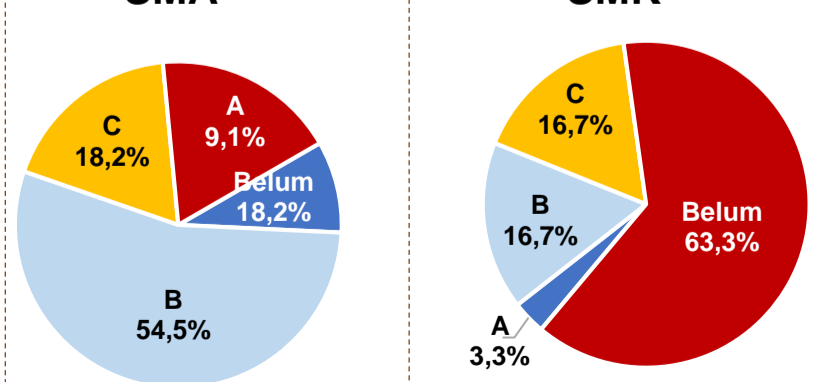


Sumber: Puspendik, November 2017

AKREDITASI S/M

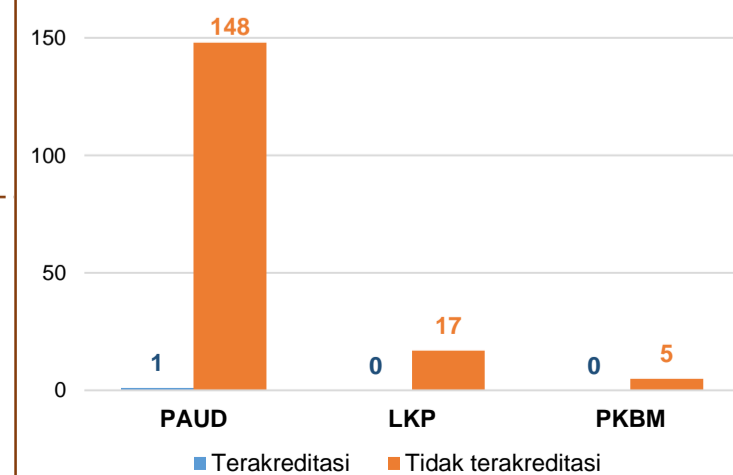


SMA



Sumber: BAN-S/M, Desember 2017

AKREDITASI PNF



Sumber: BAN-PNF, November 2017