

# NERACA PENDIDIKAN DAERAH 2017



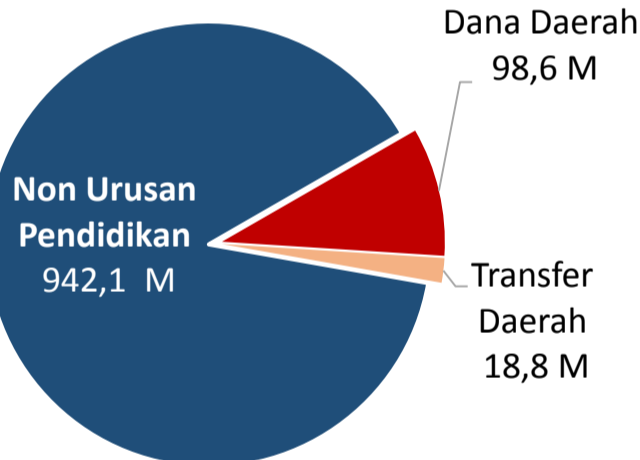
## KAB. MAMBERAMO RAYA PAPUA

### DATA PENDIDIKAN DAERAH

|                          |             |                      |              |
|--------------------------|-------------|----------------------|--------------|
| <b>Satuan Pendidikan</b> | <b>94</b>   | <b>Peserta Didik</b> | <b>9.057</b> |
| PAUD →                   | 3           | PAUD →               | 1            |
| SD →                     | 74          | SD →                 | 6.894        |
| SMP →                    | 14          | SMP →                | 1.550        |
| SMA →                    | 3           | SMA →                | 612          |
| SMK →                    | -           | SMK →                | -            |
| SLB →                    | -           | SLB →                | -            |
| <b>Ruang Kelas</b>       | <b>#N/A</b> | <b>Guru</b>          | <b>347</b>   |
| SD →                     | 80          | PAUD →               | -            |
| SMP →                    | 31          | SD →                 | 196          |
| SMA →                    | 22          | SMP →                | 108          |
| SMK →                    | #N/A        | SMA →                | 43           |
| SLB →                    | -           | SMK →                | -            |
|                          |             | SLB →                | -            |

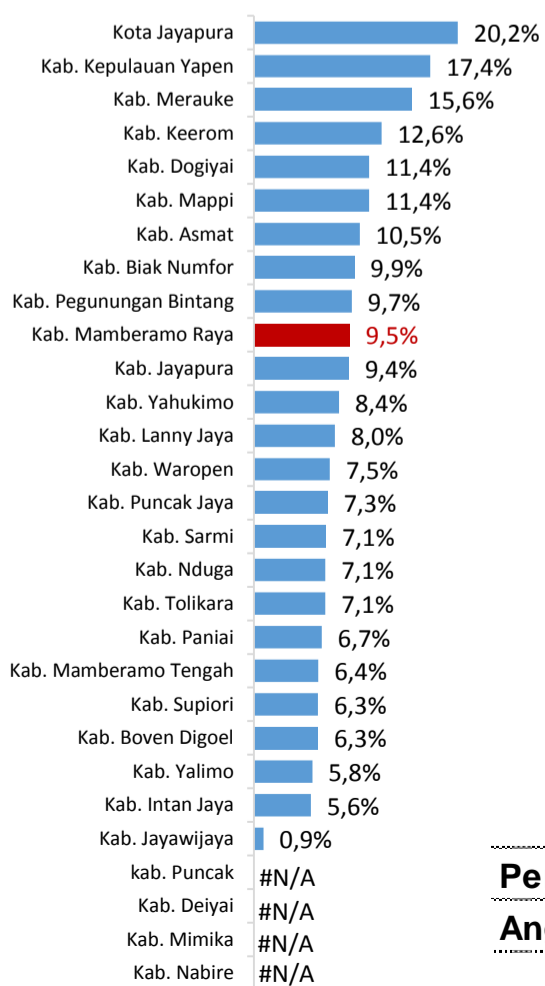
### PENDANAAN PENDIDIKAN

APBD 2017 Rp1.059,5 M



| Rincian Dana Transfer Daerah Bidang pendidikan |       |
|--|-------|
| DAK Fisik                                      | 8,9 M |
| TPG  | 0,0 M |
| Tamsil   | 0,2 M |
| Tunjangan Khusus Guru                          | 1,4 M |
| DAU (Gaji GTK PNSD)                            | 7,8 M |
| BOP PAUD                                       | 0,5 M |

### Persentase urusan pendidikan (di luar transfer daerah)



### Trend Alokasi Anggaran Pendidikan dalam APBD

| Tahun | Persentase |
|-------|------------|
| 2015  | 7,4%       |
| 2016  | 7,3%       |
| 2017  | 9,5%       |

### ALOKASI ANGGARAN BANTUAN PEMERINTAH (APBN)

|              |              |
|--------------|--------------|
| PAUD-DIKMAS  | 0,4 M        |
| SD           | 0 M          |
| SMP          | 1,7 M        |
| GTK          | 0,1 M        |
| <b>Total</b> | <b>2,2 M</b> |

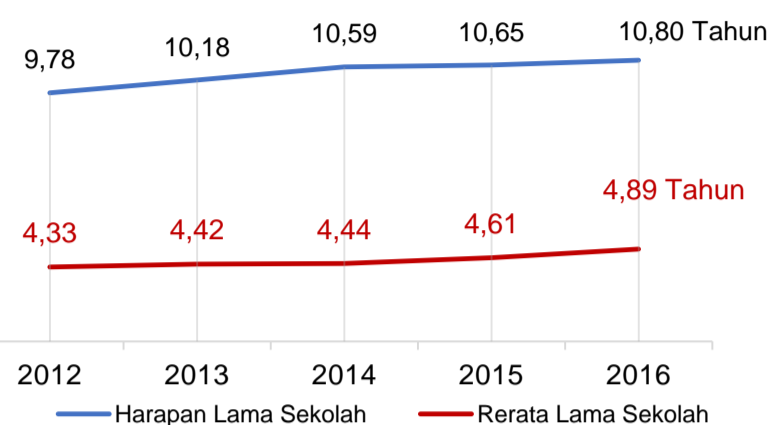
### PERSENTASE REALISASI PROGRAM INDONESIA PINTAR

|          | SD   | SMP  | SMA   | SMK  |
|----------|------|------|-------|------|
| Penerima | 0,0% | 5,5% | 87,8% | 0,0% |
| Anggaran | 0,0% | 6,3% | 88,2% | 0,0% |

Sumber: sipintar.web.id, Desember 2017

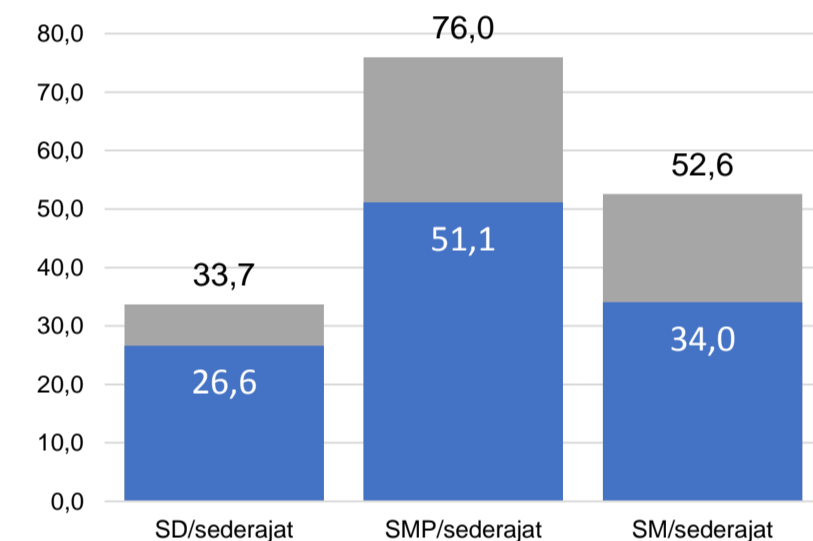
### INDEKS PEMBANGUNAN MANUSIA 2016

PAPUA: 49, NASIONAL: 70,18



Sumber: BPS, Oktober 2017

### APK DAN APM 2016/2017 (persentase)



Sumber: PDSPK, November 2017

### KEBUDAYAAN

| JENIS                    | JUMLAH |
|--------------------------|--------|
| Cagar Budaya             | 0      |
| Desa Adat                | 0      |
| Museum                   | 0      |
| Rumah Budaya Nusantara   | 0      |
| Sanggar dan Komunitas    | 1      |
| Warisan Budaya Tak Benda | 0      |

Sumber: Ditjen Kebudayaan, November 2017

### BAHASA DAERAH 31

Sumber: BPPB, November 2017

### RASIO PENDIDIKAN

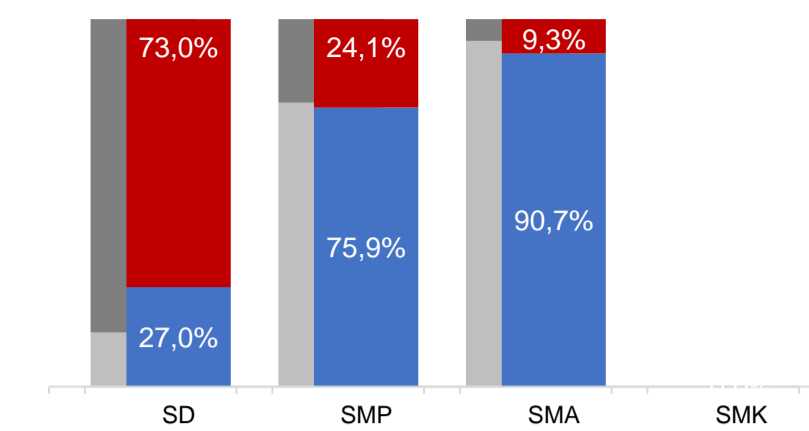
| GURU:SISWA | SD   | SMP  | SMA  | SMK  |
|------------|------|------|------|------|
|            | 1:35 | 1:14 | 1:14 | #N/A |

| GURU PNS:SISWA | SD   | SMP  | SMA  | SMK  |
|----------------|------|------|------|------|
|                | 1:62 | 1:25 | 1:22 | #N/A |

| ROMBEL:SISWA | SD   | SMP  | SMA  | SMK  |
|--------------|------|------|------|------|
|              | 1:15 | 1:26 | 1:27 | #N/A |

Sumber: PDSPK, November 2017

### KUALIFIKASI GURU



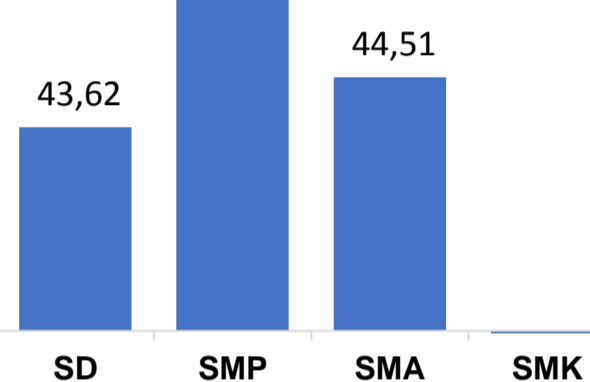
Sumber: Ditjen GTK, 2017

### UJI KOMPETENSI GURU PER JENJANG

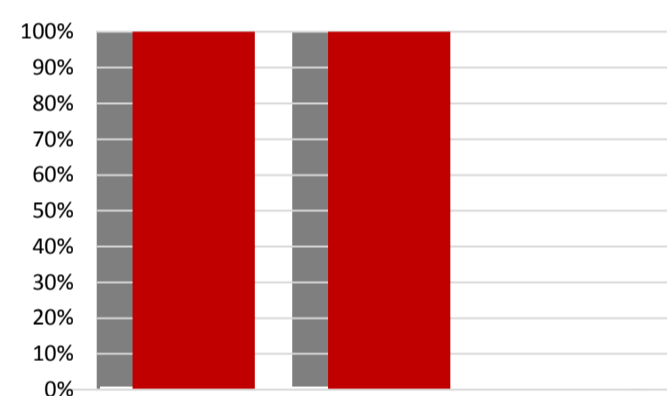


Sumber: Ditjen GTK, 2016

|       |       |       |       |       |
|-------|-------|-------|-------|-------|
| Nas.  | 54,33 | 58,25 | 61,74 | 58,30 |
| Prov. | 46,19 | 50,07 | 53,76 | 52,04 |

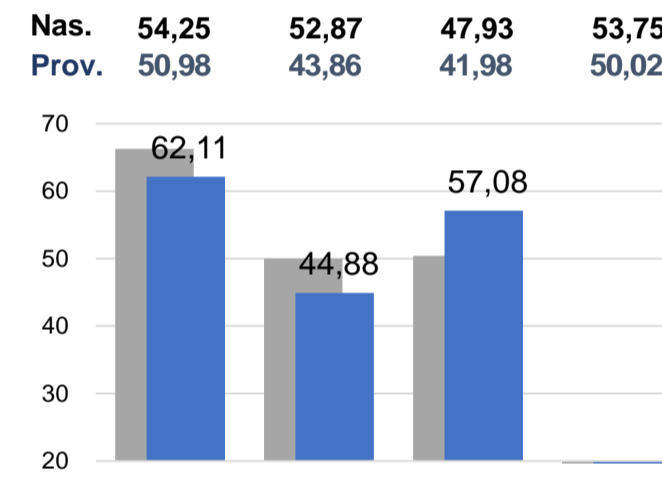


### PERSENTASE PESERTA UNBK PER JENJANG



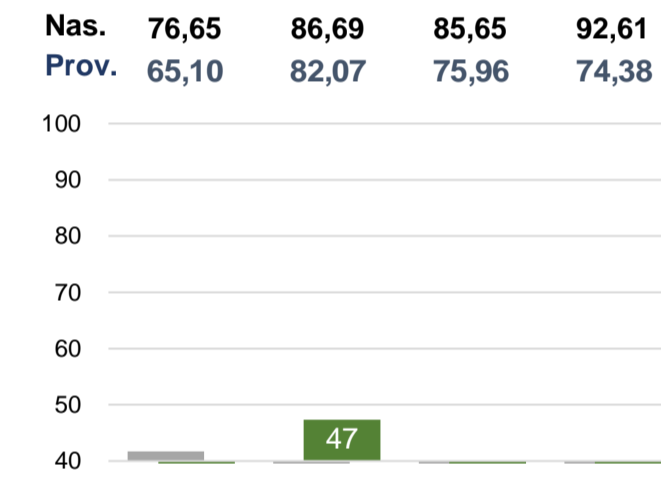
Sumber: Puspendik, November 2017

### HASIL UN



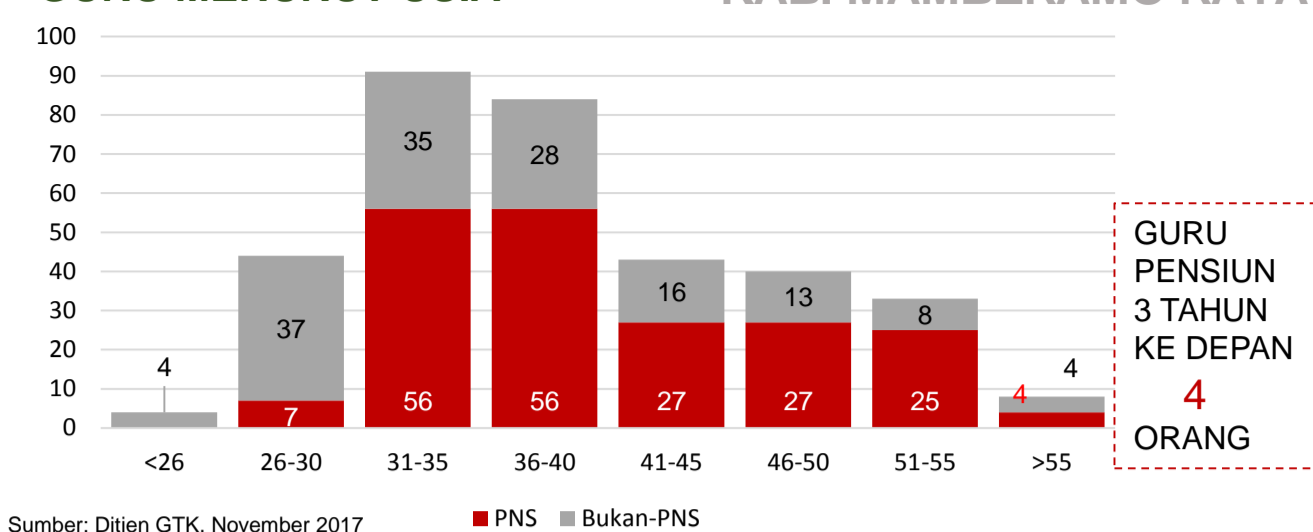
Sumber: Puspendik, November 2017

### SKOR IUUN



Sumber: Puspendik, November 2017

### GURU MENURUT USIA



Sumber: Ditjen GTK, November 2017

### SISWA PUTUS SEKOLAH DAN MENGULANG

|               | SD | SMP | SMA | SMK |
|---------------|----|-----|-----|-----|
| PUTUS SEKOLAH | 25 | 10  | 6   | -   |
| MENGULANG     | -  | 4   | 36  | -   |

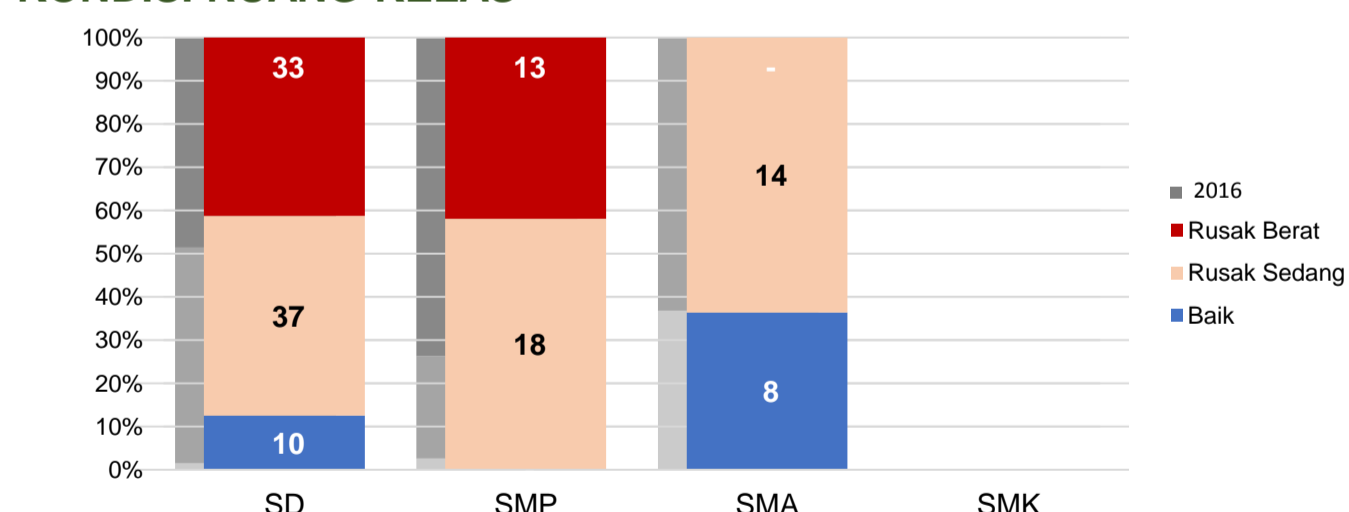
Sumber: PDSPK, November 2017

### PRESTASI SISWA

|                         |   |
|-------------------------|---|
| OLIMPIADE NASIONAL      | 0 |
| OLIMPIADE INTERNASIONAL | 0 |

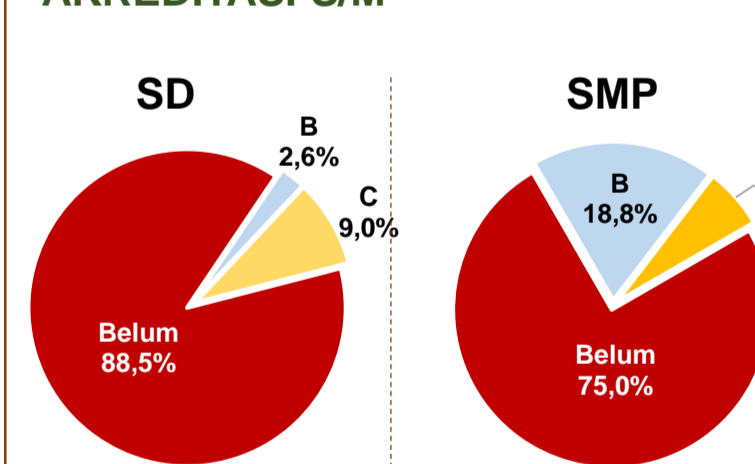
Sumber: Ditjen Dikdasmen, November 2017

### KONDISI RUANG KELAS



Sumber: PDSPK, November 2017

### AKREDITASI S/M



Sumber: BAN-S/M, Desember 2017

### SEKOLAH RINTISAN PELAKSANA PPK

| SD | SMP | TOTAL |
|----|-----|-------|
| 0  | 3   | 3     |

Sumber: Kemendikbud, September 2017

### GURU KEAHLIAN GANDA

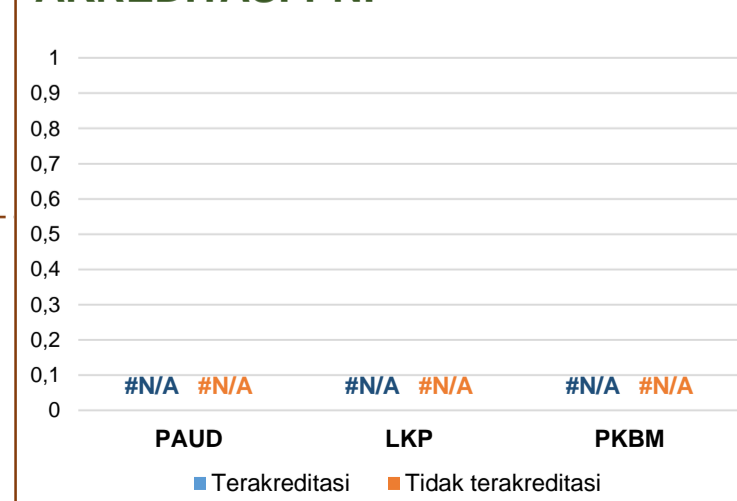
|   |   |   |
|---|---|---|
| 0 | 3 | 3 |
|---|---|---|

### GURU GARIS DEPAN

|   |   |
|---|---|
| 0 | 0 |
|---|---|

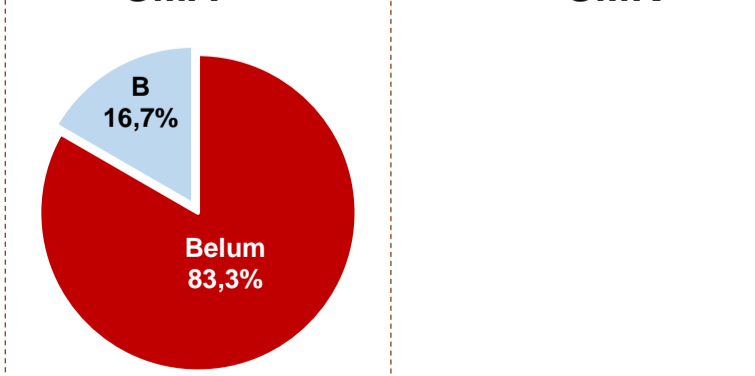
Sumber: Ditjen GTK, November 2017

### AKREDITASI PNF



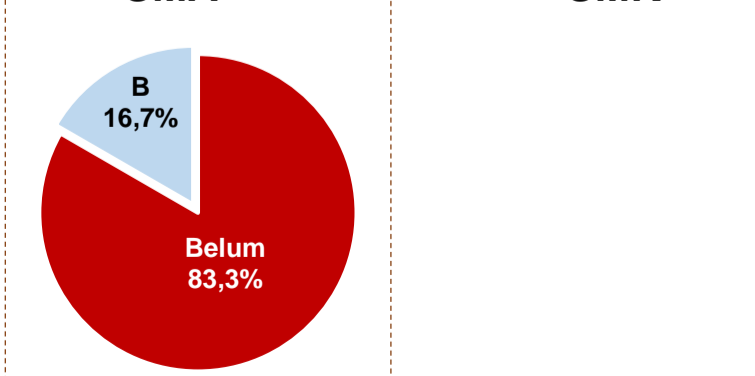
Sumber: BAN-PNF, November 2017

### SMA



Sumber: BAN-S/M, Desember 2017

### SMK



Sumber: BAN-S/M, Desember 2017