

NERACA PENDIDIKAN DAERAH 2017



**KAB. SARMI
PAPUA**

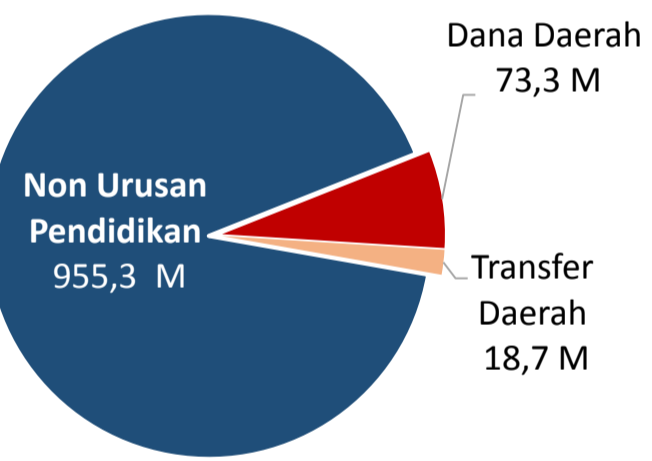
DATA PENDIDIKAN DAERAH

| | |
|-------------------------------------|------------------------------------|
| Satuan Pendidikan 134 | Peserta Didik 10.994 |
| PAUD → 45 | PAUD → 476 |
| SD → 65 | SD → 6.610 |
| SMP → 17 | SMP → 2.340 |
| SMA → 4 | SMA → 1.204 |
| SMK → 3 | SMK → 364 |
| SLB → - | SLB → - |
| Ruang Kelas 444 | Guru 725 |
| SD → 305 | PAUD → 10 |
| SMP → 83 | SD → 405 |
| SMA → 42 | SMP → 180 |
| SMK → 14 | SMA → 88 |
| SLB → - | SMK → 42 |
| | SLB → - |

Sumber: PDSPK, November 2017
Sumber: GTK, Juni 2017

PENDANAAN PENDIDIKAN

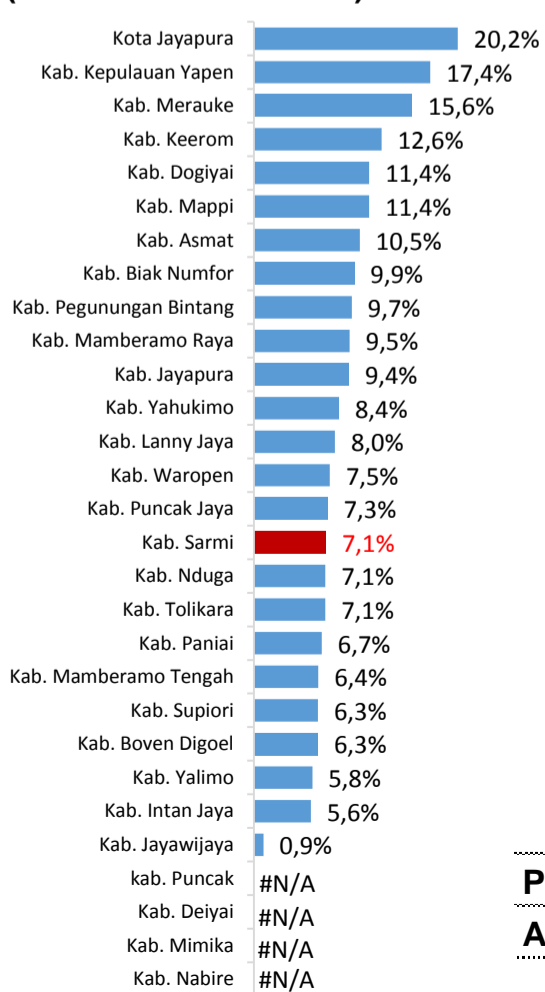
APBD 2017 Rp1.047,4 M



Rincian Dana Transfer Daerah Bidang pendidikan

| | |
|-----------------------|--------|
| DAK Fisik | 3,4 M |
| TPG | 1,6 M |
| Tamsil | 0,4 M |
| Tunjangan Khusus Guru | 0,9 M |
| DAU (Gaji GTK PNSD) | 11,9 M |
| BOP PAUD | 0,5 M |

Persentase urusan pendidikan (di luar transfer daerah)



Sumber: Kemdagri, November 2017

Trend Alokasi Anggaran Pendidikan dalam APBD

| | | | |
|--|-------------|-------------|-------------|
| | 2015 | 2016 | 2017 |
| | 4,3% | 4,1% | 7,1% |

ALOKASI ANGGARAN BANTUAN PEMERINTAH (APBN)

| | |
|--------------|--------------|
| PAUD-DIKMAS | 0,2 M |
| SD | 0 M |
| SMP | 0 M |
| GTK | 0,9 M |
| Total | 1,2 M |

Sumber: Kemendikbud, November 2017

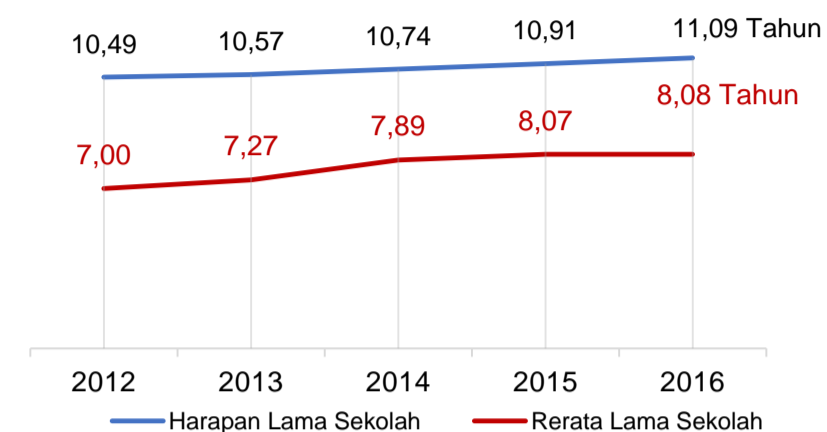
PERSENTASE REALISASI PROGRAM INDONESIA PINTAR

| | | | | |
|-----------------|-----------|------------|------------|------------|
| | SD | SMP | SMA | SMK |
| Penerima | 0,9% | 3,1% | 72,0% | 0,0% |
| Anggaran | 0,7% | 3,9% | 73,3% | 0,0% |

Sumber: sipintar.web.id, Desember 2017

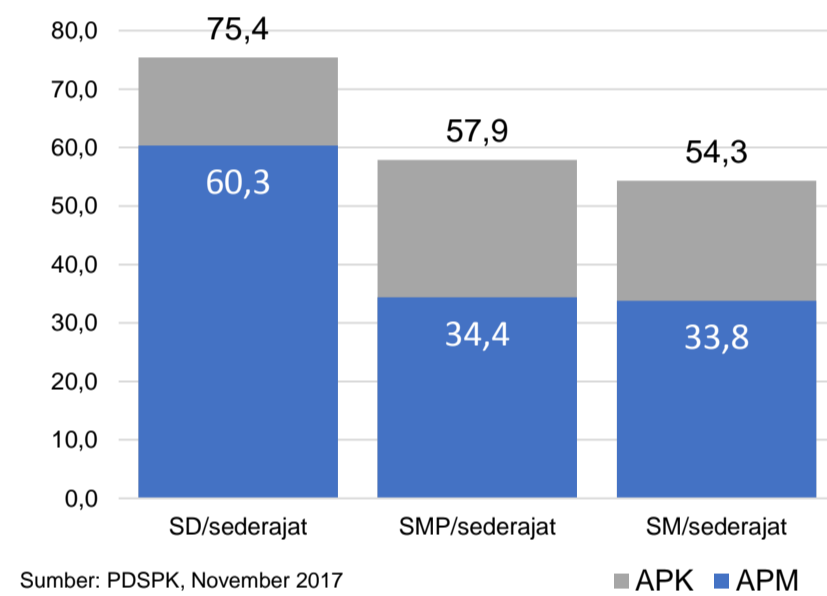
INDEKS PEMBANGUNAN MANUSIA 2016

61,3 PAPUA **58,1** NASIONAL **70,18**



Sumber: BPS, Oktober 2017

APK DAN APM 2016/2017 (persentase)



Sumber: PDSPK, November 2017

KEBUDAYAAN

| JENIS | JUMLAH |
|--------------------------|--------|
| Cagar Budaya | 0 |
| Desa Adat | 0 |
| Museum | 0 |
| Rumah Budaya Nusantara | 0 |
| Sanggar dan Komunitas | 1 |
| Warisan Budaya Tak Benda | 0 |

Sumber: Ditjen Kebudayaan, November 2017

BAHASA DAERAH 31

Sumber: BPPB, November 2017

RASIO PENDIDIKAN

GURU:SISWA

| | | | |
|------|------|------|-----|
| SD | SMP | SMA | SMK |
| 1:16 | 1:13 | 1:14 | 1:9 |

GURU PNS:SISWA

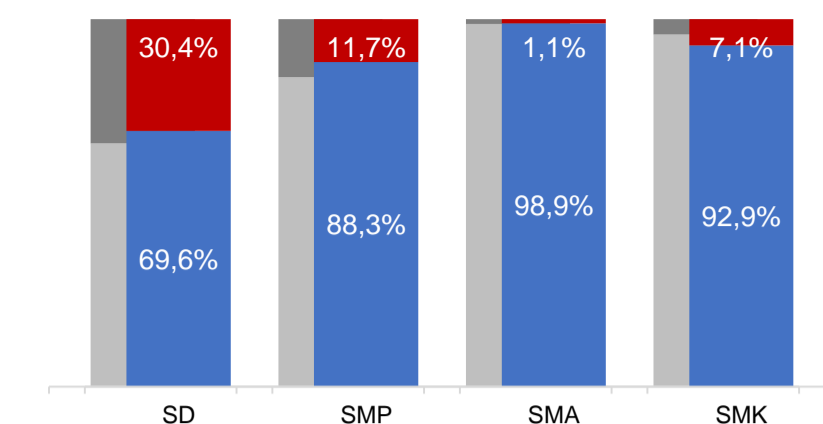
| | | | |
|------|------|------|------|
| SD | SMP | SMA | SMK |
| 1:33 | 1:25 | 1:19 | 1:18 |

ROMBEL:SISWA

| | | | |
|------|------|------|------|
| SD | SMP | SMA | SMK |
| 1:16 | 1:26 | 1:28 | 1:16 |

Sumber: PDSPK, November 2017

KUALIFIKASI GURU



Sumber: Ditjen GTK, 2017

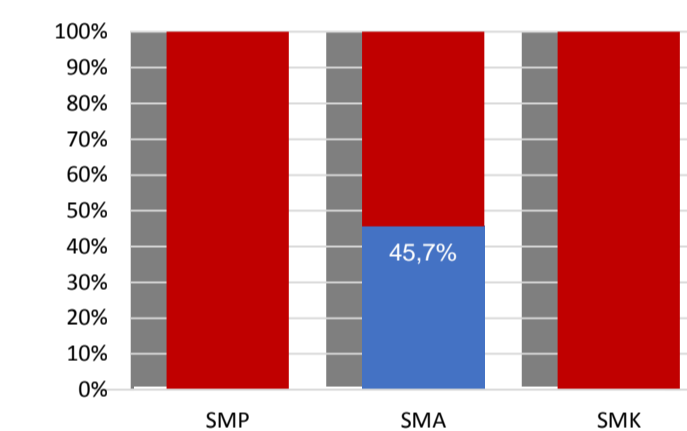
UJI KOMPETENSI GURU PER JENJANG



Sumber: Ditjen GTK, 2016

| | | | | |
|-------|-------|-------|-------|-------|
| Nas. | 54,33 | 58,25 | 61,74 | 58,30 |
| Prov. | 46,19 | 50,07 | 53,76 | 52,04 |
| | 47,16 | 47,58 | 48,95 | 50,48 |
| | SD | SMP | SMA | SMK |

PERSENTASE PESERTA UNBK PER JENJANG



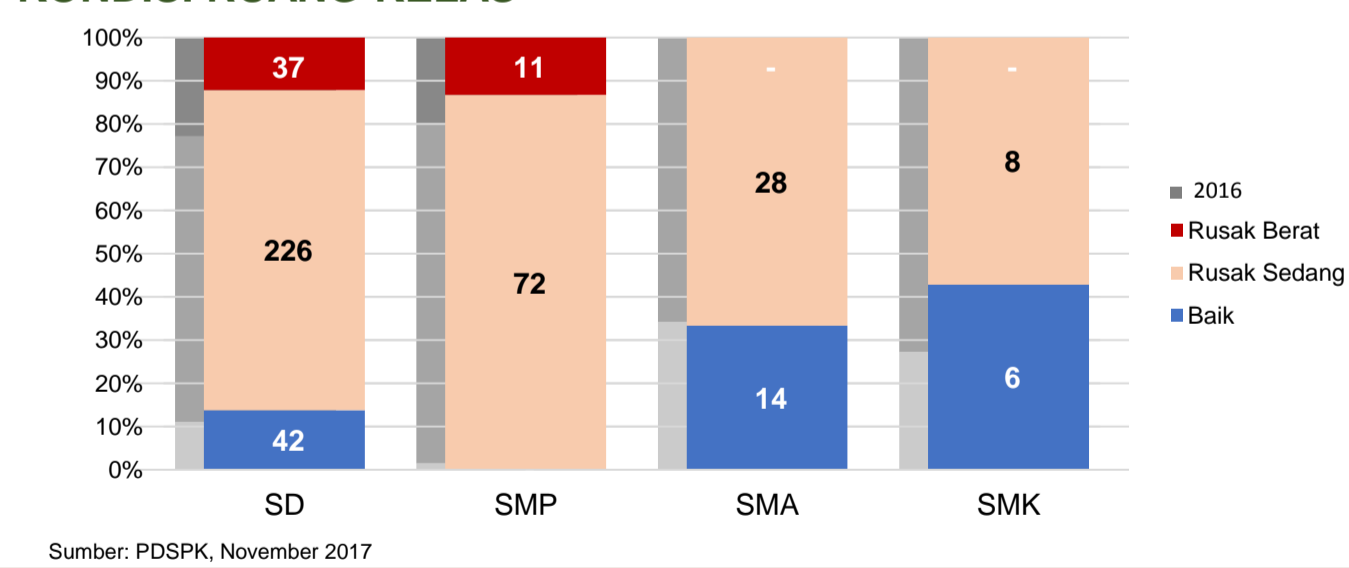
Sumber: Puspendik, November 2017

HASIL UN

| | | | | |
|-------|-------|---------|---------|-------|
| Nas. | 54,25 | 52,87 | 47,93 | 53,75 |
| Prov. | 50,98 | 43,86 | 41,98 | 50,02 |
| | 58,55 | 45,86 | 42,96 | 55,74 |
| | SMP | SMA IPA | SMA IPS | SMK |

Sumber: Puspendik, November 2017

KONDISI RUANG KELAS



Sumber: PDSPK, November 2017

SEKOLAH RINTISAN PELAKSANA PPK

| | | |
|----|-----|-------|
| SD | SMP | TOTAL |
| 0 | 2 | 2 |

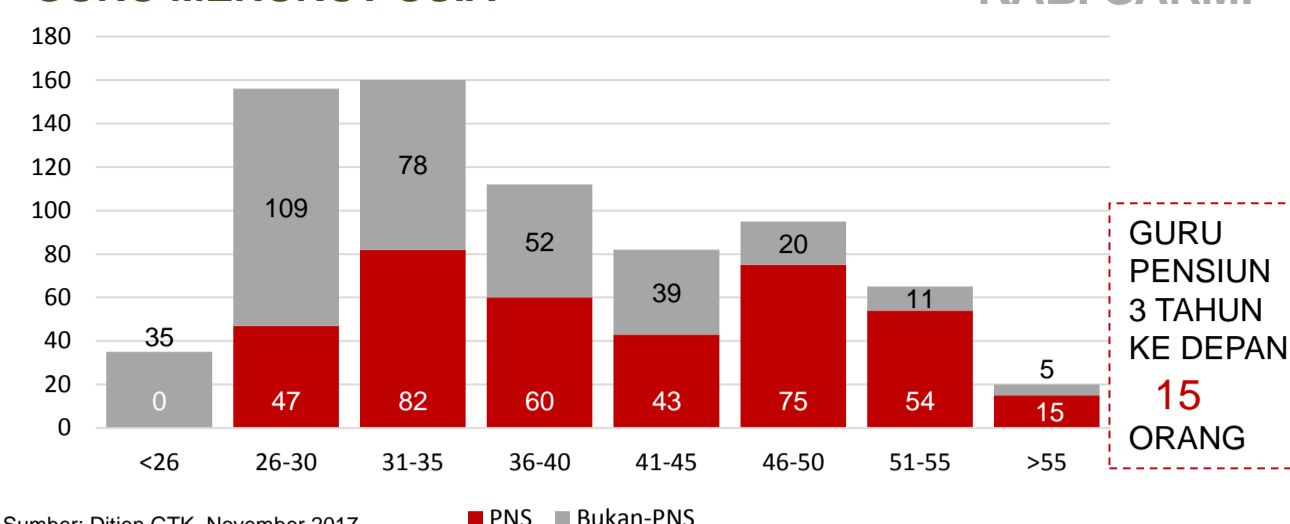
Sumber: Kemendikbud, September 2017

GURU KEAHLIAN GANDA

GURU GARIS DEPAN

Sumber: Ditjen GTK, November 2017

GURU MENURUT USIA



Sumber: Ditjen GTK, November 2017

KAB. SARMI

GURU PENSUN 3 TAHUN KE DEPAN 15 ORANG

SISWA PUTUS SEKOLAH DAN MENGULANG

| | | | | |
|----------------------|-----------|------------|------------|------------|
| | SD | SMP | SMA | SMK |
| PUTUS SEKOLAH | 27 | 6 | 10 | 8 |
| MENGULANG | 220 | 17 | 18 | - |

Sumber: PDSPK, November 2017

PRESTASI SISWA

| | |
|--------------------------------|----------|
| OLIMPIADE NASIONAL | 0 |
| OLIMPIADE INTERNASIONAL | 0 |

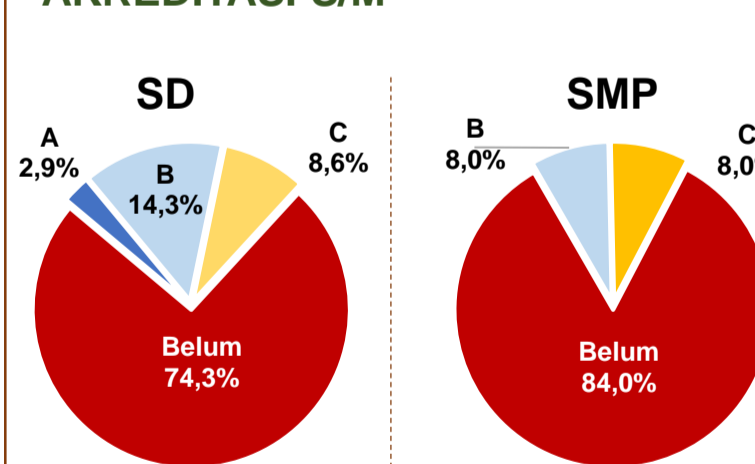
Sumber: Ditjen Dikdasmen, November 2017

SKOR IIUN

| | | | | |
|-------|-------|---------|---------|-------|
| Nas. | 76,65 | 86,69 | 85,65 | 92,61 |
| Prov. | 65,10 | 82,07 | 75,96 | 74,38 |
| | 62,31 | 78 | 78 | 59 |
| | SMP | SMA IPA | SMA IPS | SMK |

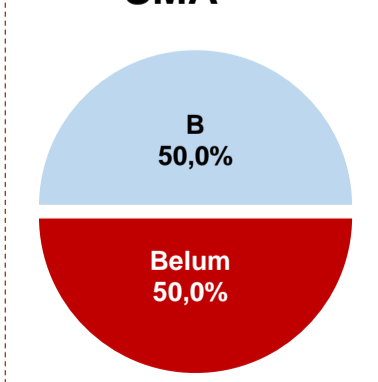
Sumber: Puspendik, November 2017

AKREDITASI S/M



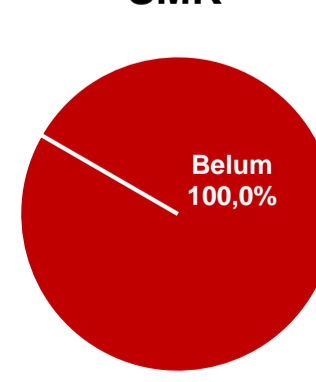
Sumber: BAN-S/M, Desember 2017

SMA



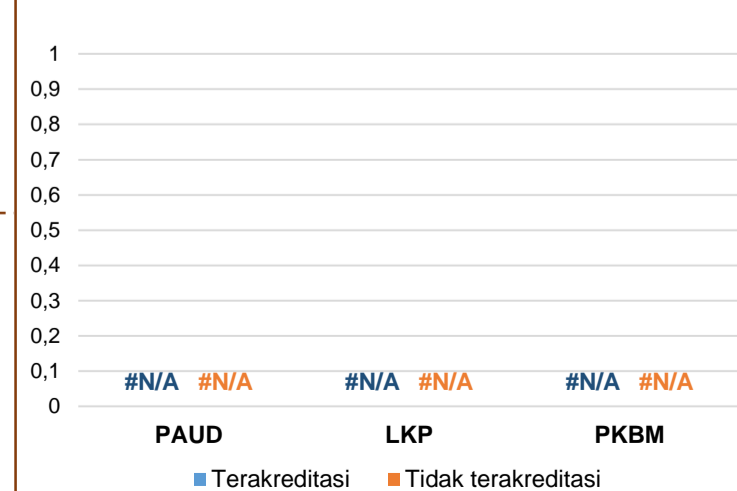
Sumber: BAN-S/M, Desember 2017

SMK



Sumber: BAN-PNF, November 2017

AKREDITASI PNF



Sumber: BAN-PNF, November 2017