

# NERACA PENDIDIKAN DAERAH 2017



## KAB. WAKATOBI SULAWESI TENGGARA

### DATA PENDIDIKAN DAERAH

|                          |            |                      |               |
|--------------------------|------------|----------------------|---------------|
| <b>Satuan Pendidikan</b> | <b>319</b> | <b>Peserta Didik</b> | <b>27.308</b> |
| PAUD →                   | 141        | PAUD →               | 4.876         |
| SD →                     | 110        | SD →                 | 12.073        |
| SMP →                    | 43         | SMP →                | 5.300         |
| SMA →                    | 19         | SMA →                | 4.546         |
| SMK →                    | 5          | SMK →                | 472           |
| SLB →                    | 1          | SLB →                | 41            |

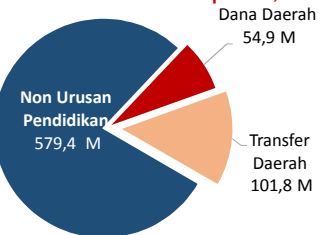
|                    |              |             |              |
|--------------------|--------------|-------------|--------------|
| <b>Ruang Kelas</b> | <b>1.234</b> | <b>Guru</b> | <b>2.461</b> |
| SD →               | 736          | PAUD →      | 343          |
| SMP →              | 286          | SD →        | 1.090        |
| SMA →              | 175          | SMP →       | 535          |
| SMK →              | 29           | SMA →       | 412          |
| SLB →              | 8            | SMK →       | 74           |
|                    |              | SLB →       | 7            |

Sumber: PDSPK, November 2017

Sumber: GTK, Juni 2017

### PENDANAAN PENDIDIKAN

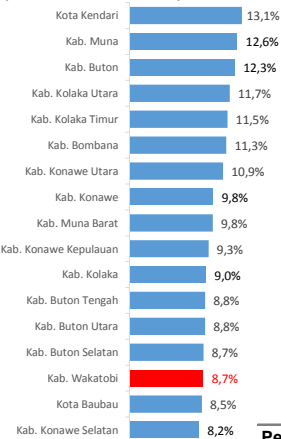
#### APBD 2017 Rp736,1 M



#### Rincian Dana Transfer Daerah Bidang pendidikan

|                       |        |
|-----------------------|--------|
| DAK Fisik             | 5,2 M  |
| TPG                   | 37,8 M |
| Tamsil                | 1,2 M  |
| Tunjangan Khusus Guru | 0,6 M  |
| DAU (Gaji GTK PNSD)   | 54,8 M |
| BOP PAUD              | 2,1 M  |

#### Persentase urusan pendidikan (di luar transfer daerah)



Sumber: Kemdagri, November 2017

#### Trend Alokasi Anggaran Pendidikan dalam APBD

|  |             |             |             |
|--|-------------|-------------|-------------|
|  | <b>2015</b> | <b>2016</b> | <b>2017</b> |
|  | 14,5%       | 10,3%       | 8,7%        |

#### ALOKASI ANGGARAN BANTUAN PEMERINTAH (APBN)

|             |       |
|-------------|-------|
| PAUD-DIKMAS | 0,3 M |
| SD          | 0,1 M |
| SMP         | 1,4 M |
| GTK         | 1,4 M |
| Total       | 3,1 M |

Sumber: Kemendikbud, November 2017

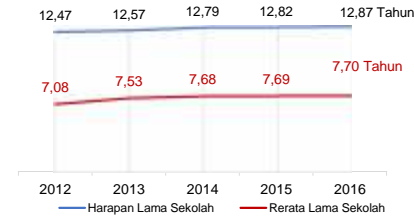
#### PERSENTASE REALISASI PROGRAM INDONESIA PINTAR

|          |           |            |            |            |
|----------|-----------|------------|------------|------------|
|          | <b>SD</b> | <b>SMP</b> | <b>SMA</b> | <b>SMK</b> |
| Penerima | 62,8%     | 46,6%      | 70,6%      | 84,1%      |
| Anggaran | 65,9%     | 52,4%      | 75,6%      | 86,8%      |

Sumber: sipintar.web.id, Desember 2017

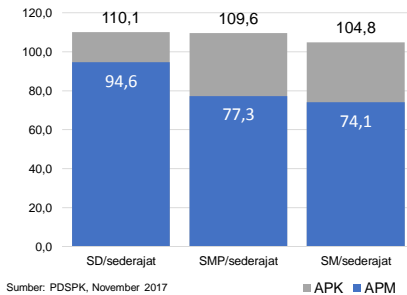
### INDEKS PEMBANGUNAN MANUSIA 2016

**67,5** SULAWESI TENGGARA **69,3** NASIONAL **70,18**



Sumber: BPS, Oktober 2017

### APK DAN APM 2016/2017 (persentase)



Sumber: PDSPK, November 2017

### KEBUDAYAAN

| JENIS                    | JUMLAH |
|--------------------------|--------|
| Cagar Budaya             | 0      |
| Desa Adat                | 0      |
| Museum                   | 0      |
| Rumah Budaya Nusantara   | 0      |
| Sanggar dan Komunitas    | 0      |
| Warisan Budaya Tak Benda | 0      |

Sumber: Diijen Kebudayaan, November 2017

### BAHASA DAERAH

**1**

Sumber: BPPB, November 2017

### RASIO PENDIDIKAN

|                   |           |            |            |            |
|-------------------|-----------|------------|------------|------------|
| <b>GURU:SISWA</b> | <b>SD</b> | <b>SMP</b> | <b>SMA</b> | <b>SMK</b> |
|                   | 1:11      | 1:10       | 1:11       | 1:6        |

### GURU PNS:SISWA

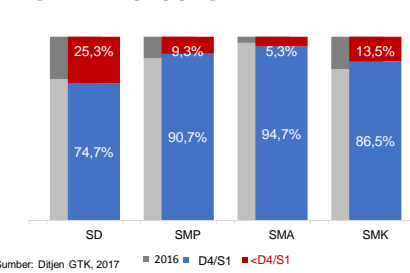
|           |            |            |            |
|-----------|------------|------------|------------|
| <b>SD</b> | <b>SMP</b> | <b>SMA</b> | <b>SMK</b> |
| 1:14      | 1:16       | 1:18       | 1:17       |

### ROMBEL:SISWA

|           |            |            |            |
|-----------|------------|------------|------------|
| <b>SD</b> | <b>SMP</b> | <b>SMA</b> | <b>SMK</b> |
| 1:17      | 1:21       | 1:24       | 1:21       |

Sumber: PDSPK, November 2017

### KUALIFIKASI GURU



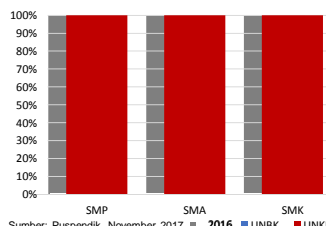
Sumber: Diijen GTK, 2017

### UJI KOMPETENSI GURU PER JENJANG



Sumber: Diijen GTK, 2016

### PERSENTASE PESERTA UNBK PER JENJANG



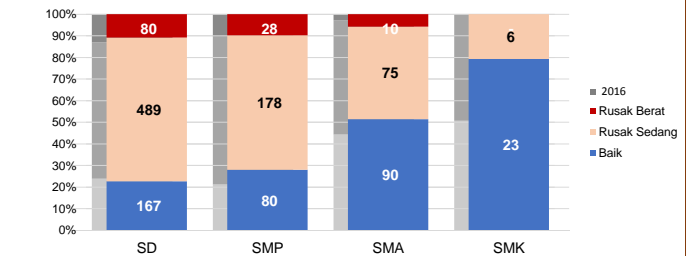
Sumber: Puspindik, November 2017

### HASIL UN

|       |       |       |       |       |
|-------|-------|-------|-------|-------|
| Nas.  | 54,25 | 52,87 | 47,93 | 53,75 |
| Prov. | 55,63 | 63,86 | 53,34 | 55,00 |
|       | 54,32 | 67,86 | 47,47 | 54,19 |
|       | 2016  | 2017  | 2016  | 2017  |

Sumber: Puspindik, November 2017

### KONDISI RUANG KELAS



Sumber: PDSPK, November 2017

### SEKOLAH RINTISAN PELAKSANA PPK

|           |            |              |
|-----------|------------|--------------|
| <b>SD</b> | <b>SMP</b> | <b>TOTAL</b> |
| 2         | 3          | 5            |

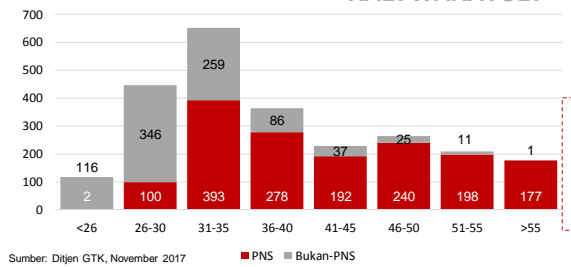
Sumber: Kemendikbud, September 2017

### GURU KEAHLIAN GANDA

**0**

Sumber: Diijen GTK, November 2017

### GURU MENURUT USIA



Sumber: Diijen GTK, November 2017

### SISWA PUTUS SEKOLAH DAN MENGULANG

|               |           |            |            |            |
|---------------|-----------|------------|------------|------------|
|               | <b>SD</b> | <b>SMP</b> | <b>SMA</b> | <b>SMK</b> |
| PUTUS SEKOLAH | 68        | 6          | 21         | 20         |
| MENGULANG     | 229       | 26         | 21         | -          |

Sumber: PDSPK, November 2017

### PRESTASI SISWA

|                                |          |
|--------------------------------|----------|
| <b>OLIMPIADE NASIONAL</b>      | <b>0</b> |
| <b>OLIMPIADE INTERNASIONAL</b> | <b>0</b> |

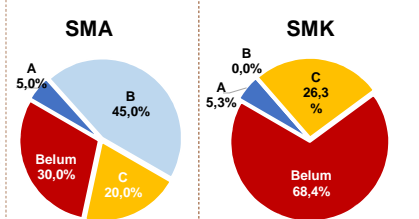
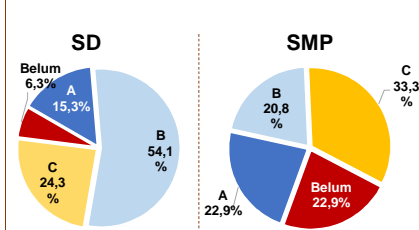
Sumber: Diijen Dikdasmen, November 2017

### SKOR IIUN

|       |       |       |       |       |
|-------|-------|-------|-------|-------|
| Nas.  | 76,65 | 86,69 | 85,65 | 92,61 |
| Prov. | 65,06 | 60,08 | 64,33 | 65,12 |
|       | 68,57 | 59    | 68    | 60    |
|       | 2016  | 2016  | 2016  | 2016  |

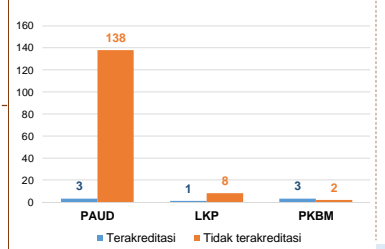
Sumber: Puspindik, November 2017

### AKREDITASI S/M



Sumber: BAN-S/M, Desember 2017

### AKREDITASI PNF



Sumber: BAN-PNF, November 2017