

NERACA PENDIDIKAN DAERAH 2017



KOTA MAKASSAR SULAWESI SELATAN

DATA PENDIDIKAN DAERAH

Satuan Pendidikan 1.615

| | |
|--------|-----|
| PAUD → | 676 |
| SD → | 491 |
| SMP → | 208 |
| SMA → | 128 |
| SMK → | 88 |
| SLB → | 24 |

Peserta Didik 297.293

| | |
|--------|---------|
| PAUD → | 21.784 |
| SD → | 143.530 |
| SMP → | 63.962 |
| SMA → | 38.553 |
| SMK → | 27.858 |
| SLB → | 1.606 |

Ruang Kelas 8.323

| | |
|-------|-------|
| SD → | 3.562 |
| SMP → | 2.009 |
| SMA → | 1.336 |
| SMK → | 993 |
| SLB → | 423 |

Guru 17.152

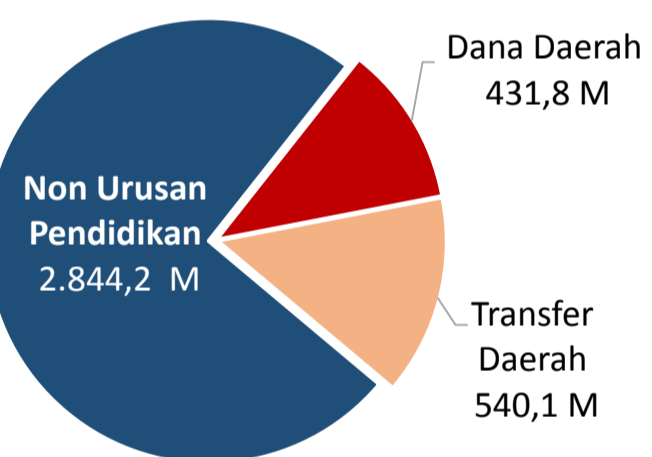
| | |
|--------|-------|
| PAUD → | 1.776 |
| SD → | 6.891 |
| SMP → | 3.629 |
| SMA → | 2.415 |
| SMK → | 2.065 |
| SLB → | 376 |

Sumber: PDSPK, November 2017

Sumber: GTK, Juni 2017

PENDANAAN PENDIDIKAN

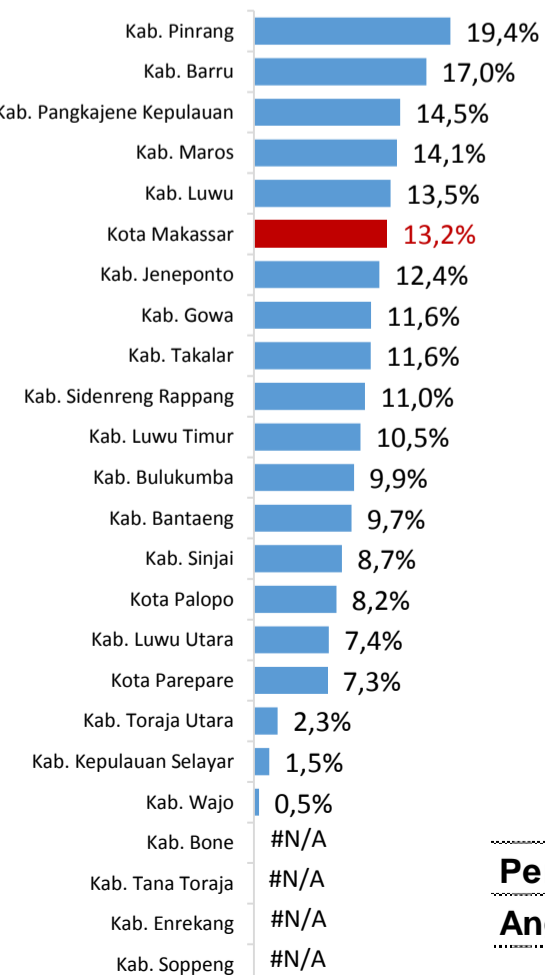
APBD 2017 Rp3.816,1 M



Rincian Dana Transfer Daerah Bidang pendidikan

| | |
|-----------------------|---------|
| DAK Fisik | 24,0 M |
| TPG | 236,4 M |
| Tamsil | 3,2 M |
| Tunjangan Khusus Guru | 0,0 M |
| DAU (Gaji GTK PNSD) | 265,1 M |
| BOP PAUD | 11,4 M |

Persentase urusan pendidikan (di luar transfer daerah)



Trend Alokasi Anggaran Pendidikan dalam APBD

| | 2015 | 2016 | 2017 |
|--|-------|-------|-------|
| | 13,7% | 14,2% | 13,2% |

ALOKASI ANGGARAN BANTUAN PEMERINTAH (APBN)

| | |
|-------------|--------|
| PAUD-DIKMAS | 0,8 M |
| SD | 5,2 M |
| SMP | 1 M |
| GTK | 27,8 M |
| Total | 34,8 M |

Sumber: Kemendikbud, November 2017

PERSENTASE REALISASI PROGRAM INDONESIA PINTAR

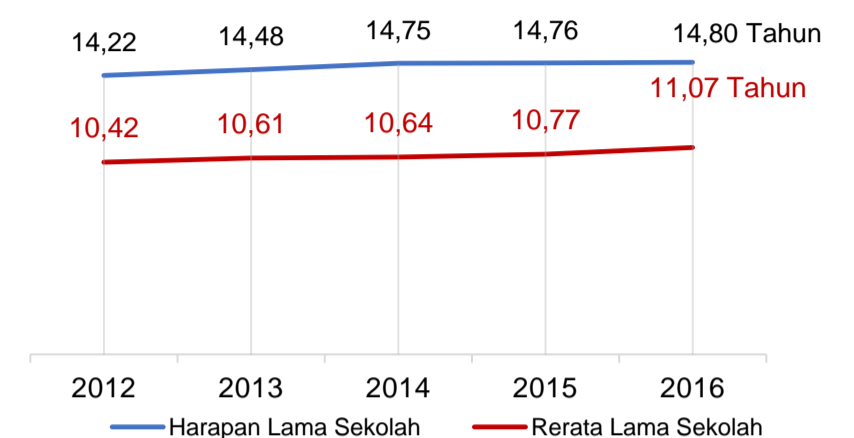
| | SD | SMP | SMA | SMK |
|----------|-------|-------|-------|-------|
| Penerima | 63,1% | 33,6% | 79,7% | 53,1% |
| Anggaran | 65,4% | 38,2% | 85,9% | 58,2% |

Sumber: sipintar.web.id, November 2017

Sumber: Kemdagri, November 2017

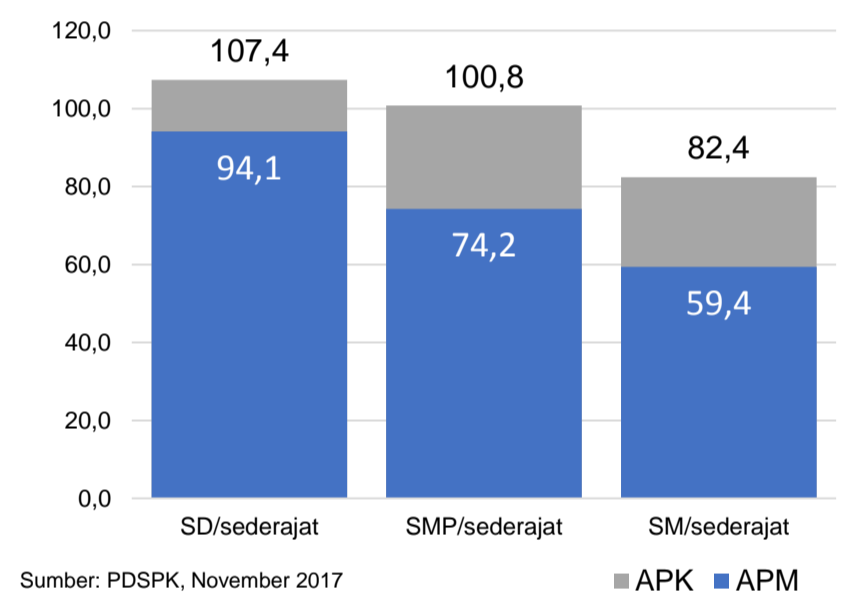
INDEKS PEMBANGUNAN MANUSIA 2016

80,5 SULAWESI SELATAN 69,8 NASIONAL 70,18



Sumber: BPS, Oktober 2017

APK DAN APM 2016/2017 (persentase)



Sumber: PDSPK, November 2017

KEBUDAYAAN

| JENIS | JUMLAH |
|--------------------------|--------|
| Cagar Budaya | 20 |
| Desa Adat | 0 |
| Museum | 3 |
| Rumah Budaya Nusantara | 1 |
| Sanggar dan Komunitas | 4 |
| Warisan Budaya Tak Benda | 0 |

Sumber: Ditjen Kebudayaan, November 2017

BAHASA DAERAH 3

Sumber: BPPB, November 2017

RASIO PENDIDIKAN

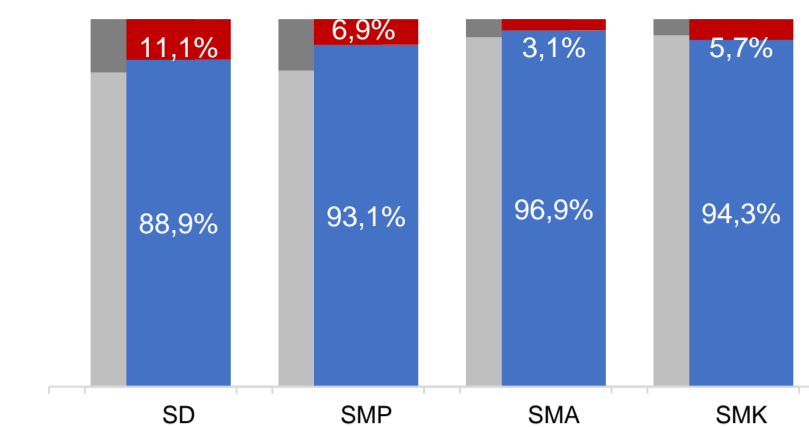
| GURU:SISWA | SD | SMP | SMA | SMK |
|------------|------|------|------|------|
| | 1:21 | 1:18 | 1:16 | 1:13 |

| GURU PNS:SISWA | SD | SMP | SMA | SMK |
|----------------|------|------|------|------|
| | 1:43 | 1:36 | 1:31 | 1:34 |

| ROMBEL:SISWA | SD | SMP | SMA | SMK |
|--------------|------|------|------|------|
| | 1:29 | 1:30 | 1:29 | 1:25 |

Sumber: PDSPK, November 2017

KUALIFIKASI GURU



Sumber: Ditjen GTK, 2017

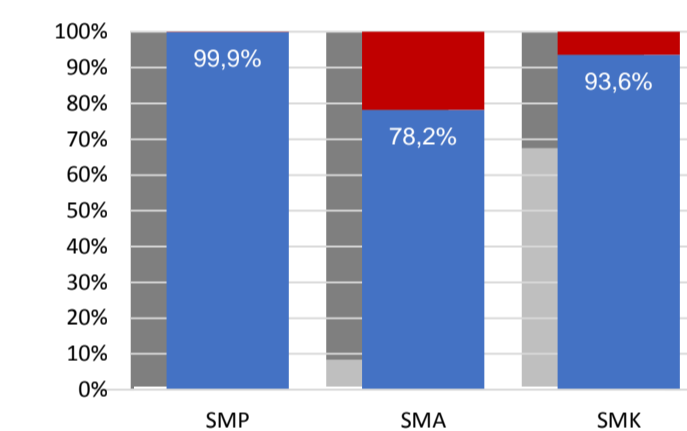
UJI KOMPETENSI GURU PER JENJANG



Sumber: Ditjen GTK, 2016

| | Nas. | 54,33 | 58,25 | 61,74 | 58,30 |
|-----|-------|-------|-------|-------|-------|
| | Prov. | 50,05 | 54,41 | 57,75 | 54,43 |
| SD | | 53,25 | 56,56 | 57,15 | 55,45 |
| SMP | | | | | |
| SMA | | | | | |
| SMK | | | | | |

PERSENTASE PESERTA UNBK PER JENJANG



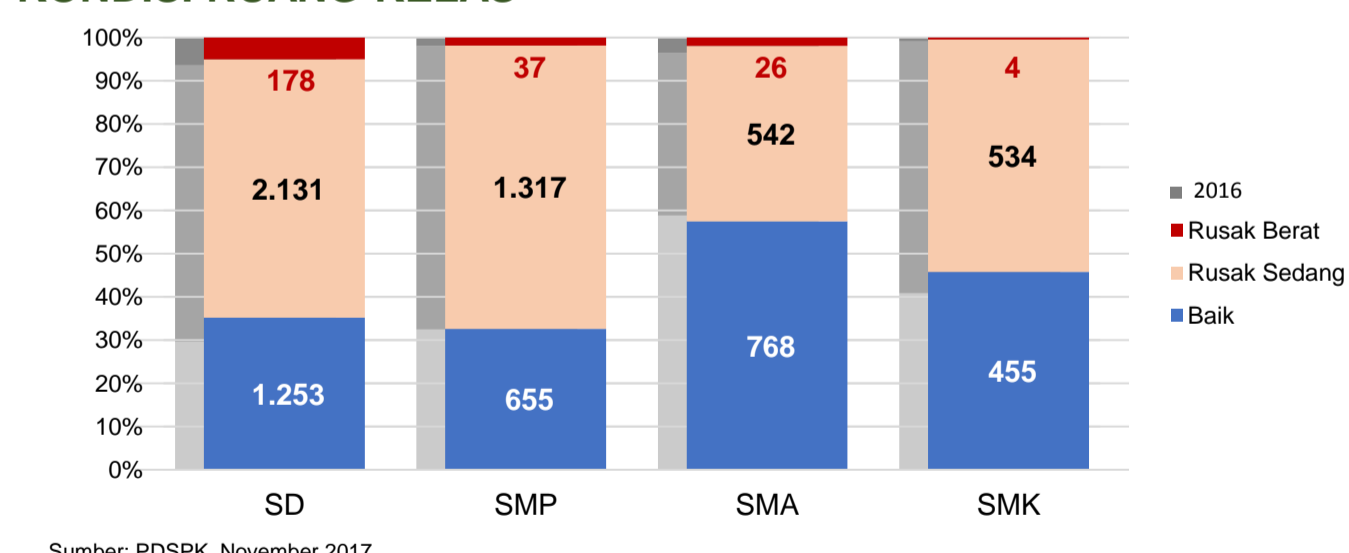
Sumber: Puspendik, November 2017

HASIL UN

| | Nas. | 54,25 | 52,87 | 47,93 | 53,75 |
|---------|-------|-------|-------|-------|-------|
| | Prov. | 54,71 | 51,90 | 45,86 | 52,00 |
| SMP | | 46,87 | 49,31 | 44,51 | 53,29 |
| SMA IPA | | | | | |
| SMA IPS | | | | | |
| SMK | | | | | |

Sumber: Puspendik, November 2017

KONDISI RUANG KELAS



Sumber: PDSPK, November 2017

SEKOLAH RINTISAN PELAKSANA PPK

| | SD | SMP | TOTAL |
|--|----|-----|-------|
| | 2 | 15 | 17 |

Sumber: Kemendikbud, September 2017

GURU KEAHLIAN GANDA

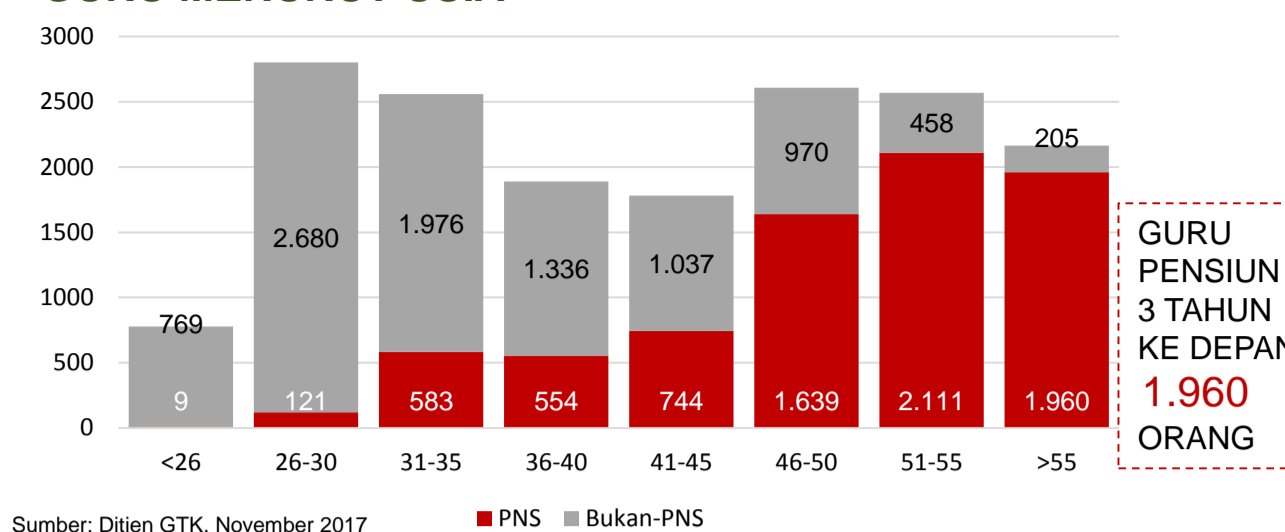
23

GURU GARIS DEPAN

0

Sumber: Ditjen GTK, November 2017

GURU MENURUT USIA



Sumber: Ditjen GTK, November 2017

SISWA PUTUS SEKOLAH DAN MENGULANG

| | SD | SMP | SMA | SMK |
|---------------|-----|-----|-----|-----|
| PUTUS SEKOLAH | 470 | 284 | 212 | 504 |
| MENGULANG | 469 | 262 | 103 | 97 |

Sumber: PDSPK, November 2017

PRESTASI SISWA

| | |
|-------------------------|----|
| OLIMPIADE NASIONAL | 12 |
| OLIMPIADE INTERNASIONAL | 1 |

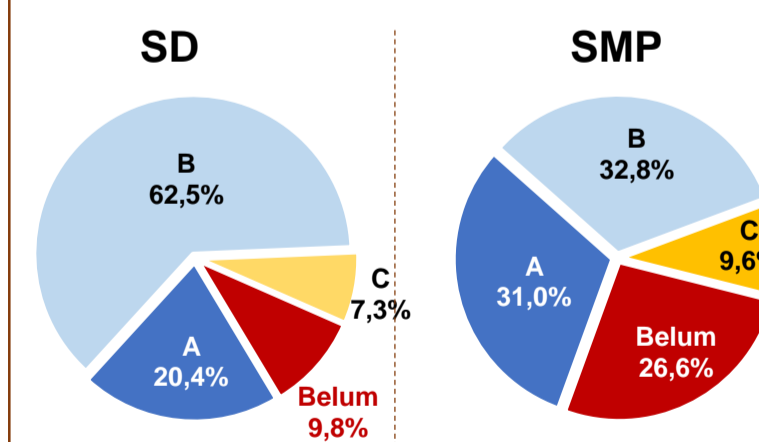
Sumber: Ditjen Dikdasmen, November 2017

SKOR IIUN

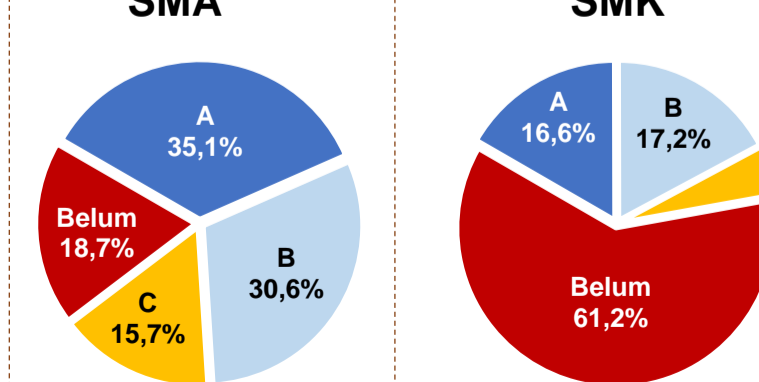
| | Nas. | 76,65 | 86,69 | 85,65 | 92,61 |
|---------|-------|-------|-------|-------|-------|
| | Prov. | 66,40 | 80,15 | 79,24 | 99,51 |
| SMP | | 99,91 | 91 | 93 | 98 |
| SMA IPA | | | | | |
| SMA IPS | | | | | |
| SMK | | | | | |

Sumber: Puspendik, November 2017

AKREDITASI S/M



SMA



Sumber: BAN-S/M, November 2017

SMK

