

NERACA PENDIDIKAN DAERAH 2017



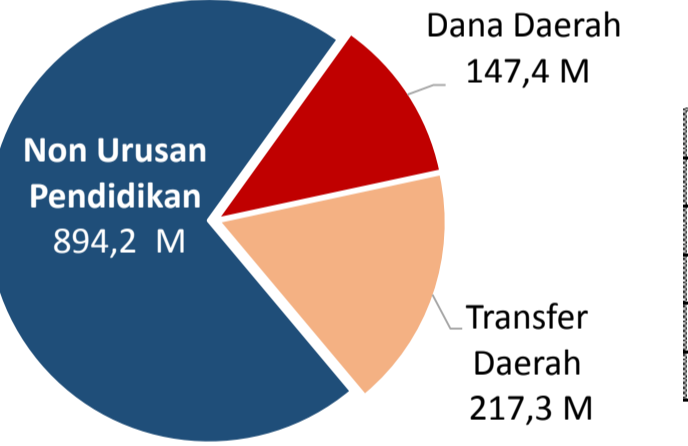
KAB. GOWA SULAWESI SELATAN

DATA PENDIDIKAN DAERAH

| | | | |
|--------------------------|--------------|----------------------|----------------|
| Satuan Pendidikan | 957 | Peserta Didik | 143.152 |
| PAUD → | 365 | PAUD → | 11.102 |
| SD → | 412 | SD → | 74.284 |
| SMP → | 108 | SMP → | 30.688 |
| SMA → | 47 | SMA → | 17.188 |
| SMK → | 19 | SMK → | 9.496 |
| SLB → | 6 | SLB → | 394 |
| Ruang Kelas | 4.481 | Guru | 9.203 |
| SD → | 2.702 | PAUD → | 866 |
| SMP → | 900 | SD → | 4.631 |
| SMA → | 461 | SMP → | 1.966 |
| SMK → | 339 | SMA → | 1.071 |
| SLB → | 79 | SMK → | 575 |
| | | SLB → | 94 |

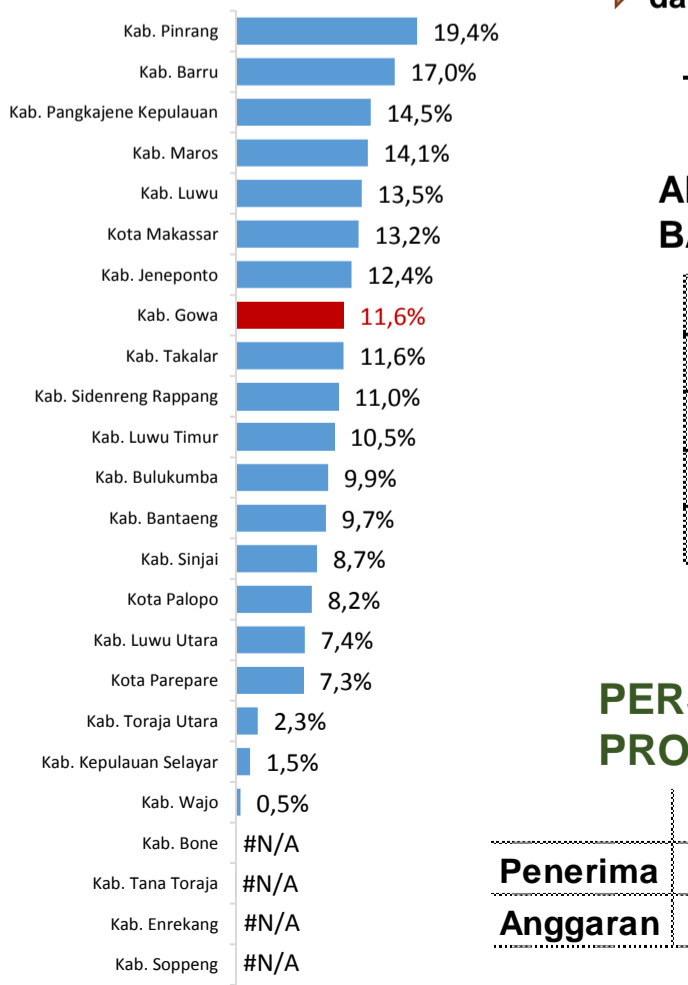
PENDANAAN PENDIDIKAN

APBD 2017 Rp1.539,5 M



| Rincian Dana Transfer Daerah Bidang pendidikan | |
|--|---------|
| DAK Fisik | 13,7 M |
| TPG | 149,8 M |
| Tamsil | 2,3 M |
| Tunjangan Khusus Guru | 0,0 M |
| DAU (Gaji GTK PNSD) | 182,9 M |
| BOP PAUD | 5,7 M |

Persentase urusan pendidikan (di luar transfer daerah)



| Trend Alokasi Anggaran Pendidikan dalam APBD | | | |
|--|-------|-------|-------|
| | 2015 | 2016 | 2017 |
| | 17,5% | 18,3% | 11,6% |

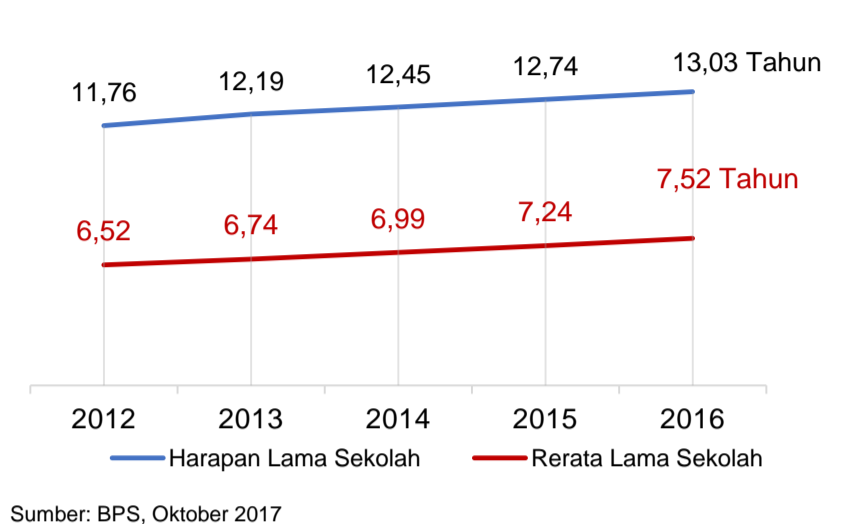
| ALOKASI ANGGARAN BANTUAN PEMERINTAH (APBN) | |
|--|---------------|
| PAUD-DIKMAS | 0,8 M |
| SD | 7,3 M |
| SMP | 1,6 M |
| GTK | 7,3 M |
| Total | 17,1 M |

PERSENTASE REALISASI PROGRAM INDONESIA PINTAR

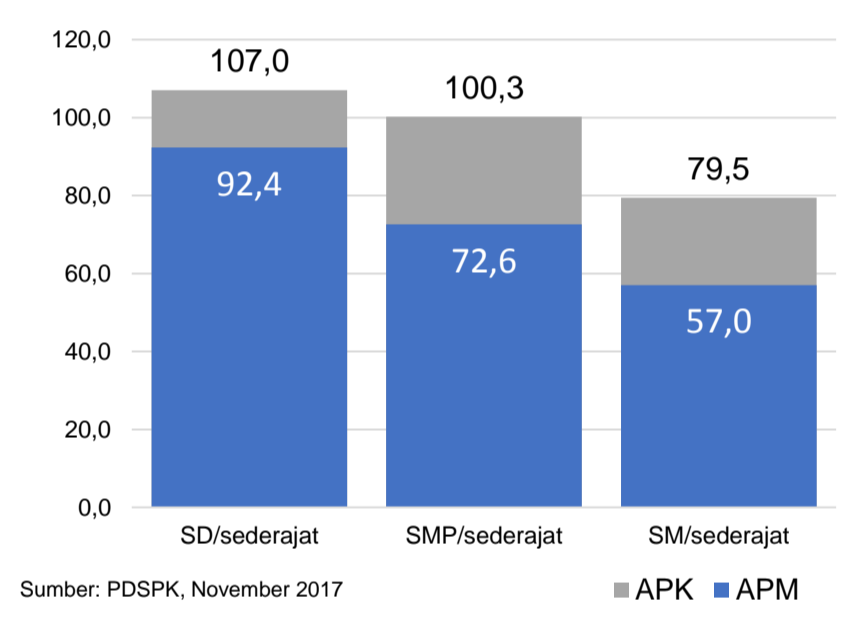
| | SD | SMP | SMA | SMK |
|-----------------|-------|-------|-------|-------|
| Penerima | 67,9% | 52,4% | 81,9% | 41,5% |
| Anggaran | 71,4% | 58,3% | 87,1% | 48,2% |

Sumber: Kemdagri, November 2017

INDEKS PEMBANGUNAN MANUSIA 2016



APK DAN APM 2016/2017 (persentase)



KEBUDAYAAN

| JENIS | JUMLAH |
|--------------------------|--------|
| Cagar Budaya | 1 |
| Desa Adat | 0 |
| Museum | 0 |
| Rumah Budaya Nusantara | 0 |
| Sanggar dan Komunitas | 9 |
| Warisan Budaya Tak Benda | 0 |

BAHASA DAERAH

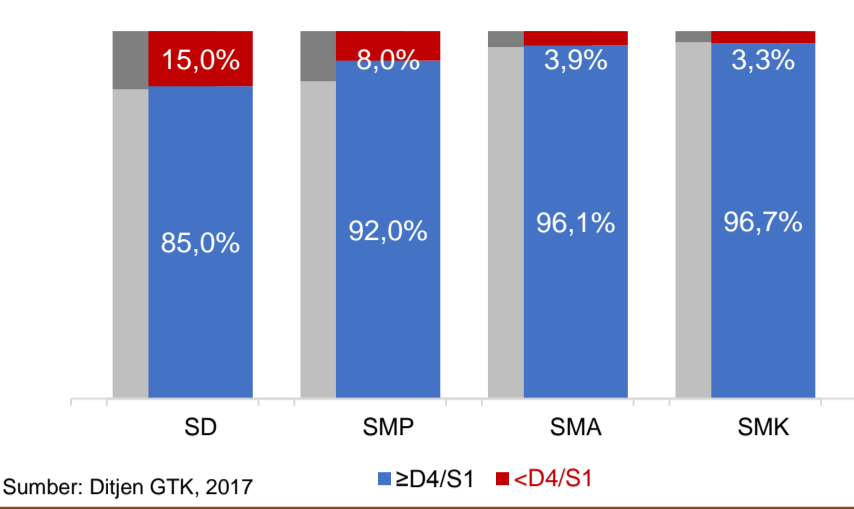
1

RASIO PENDIDIKAN

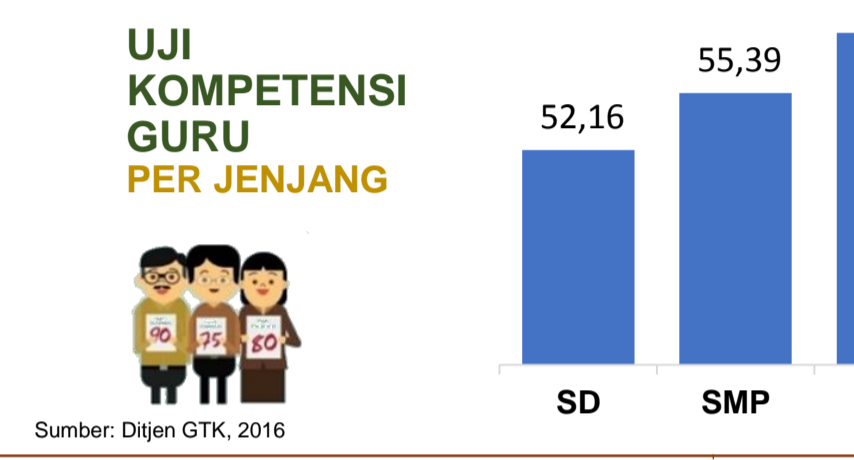
| GURU:SISWA | | | | |
|----------------|------|------|------|--|
| SD | SMP | SMA | SMK | |
| 1:16 | 1:16 | 1:16 | 1:17 | |
| GURU PNS:SISWA | | | | |
| SD | SMP | SMA | SMK | |
| 1:27 | 1:29 | 1:36 | 1:31 | |
| ROMBEL:SISWA | | | | |
| SD | SMP | SMA | SMK | |
| 1:24 | 1:29 | 1:32 | 1:28 | |

Sumber: PDSPPK, November 2017

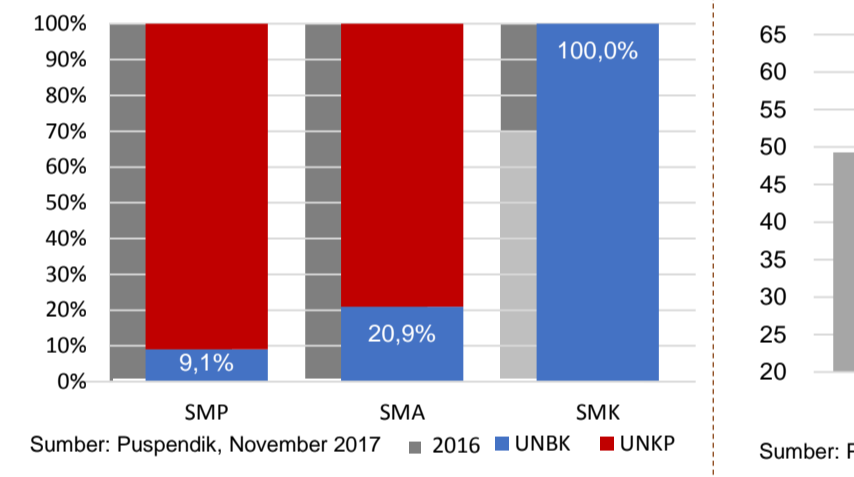
KUALIFIKASI GURU



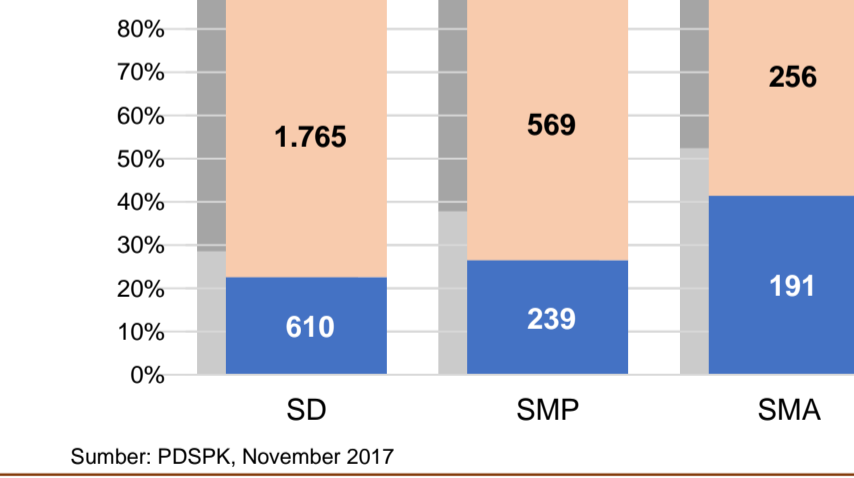
UJI KOMPETENSI GURU PER JENJANG



PERSENTASE PESERTA UNBK PER JENJANG



KONDISI RUANG KELAS



SEKOLAH RINTISAN PELAKSANA PPK

| | | |
|----|-----|-------|
| SD | SMP | TOTAL |
| 3 | 5 | 8 |

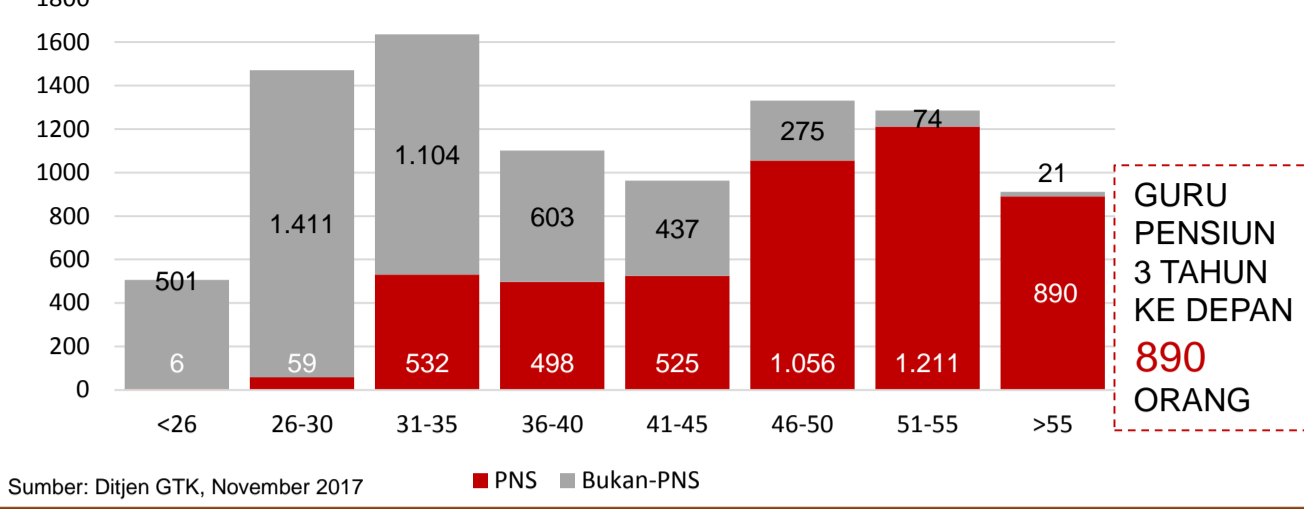
GURU KEAHLIAN GANDA

18

GURU GARIS DEPAN

0

GURU MENURUT USIA



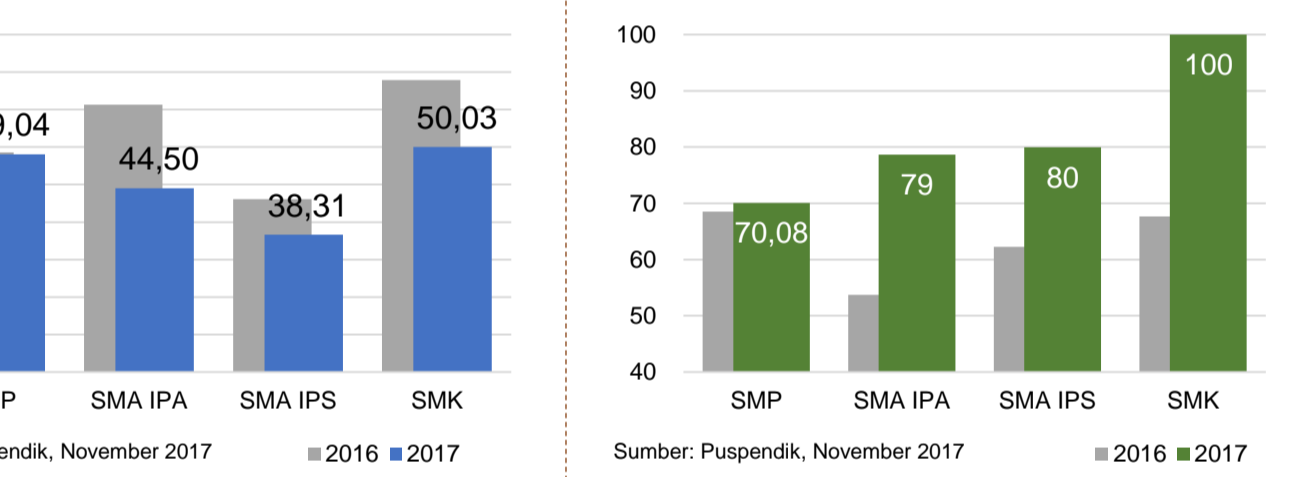
SISWA PUTUS SEKOLAH DAN MENGULANG

| | SD | SMP | SMA | SMK |
|----------------------|-----|-----|-----|-----|
| PUTUS SEKOLAH | 194 | 282 | 107 | 258 |
| MENGULANG | 73 | 20 | 10 | 27 |

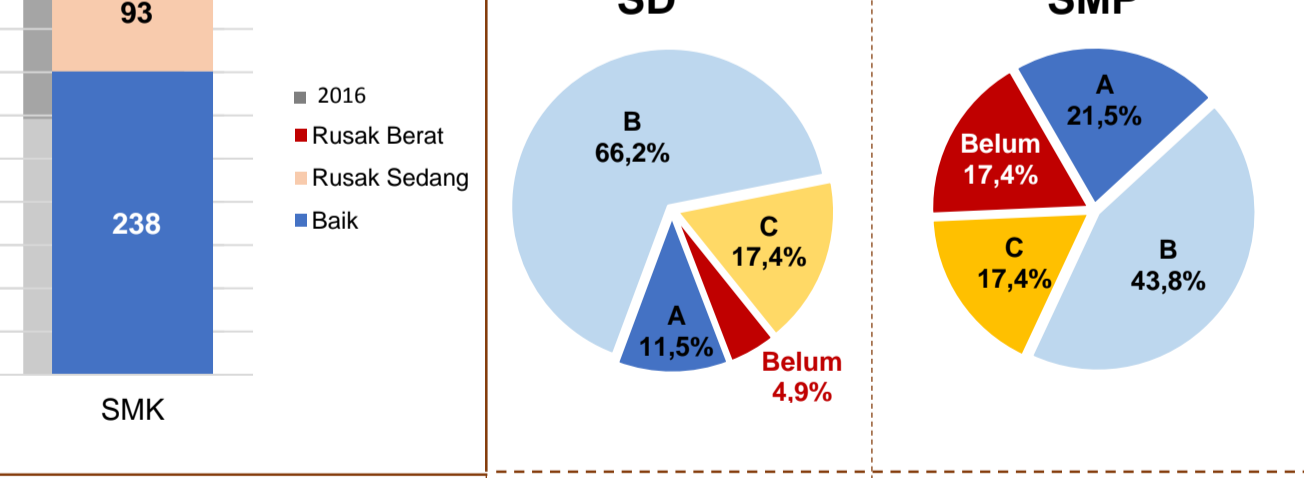
PRESTASI SISWA

| | |
|--------------------------------|---|
| OLIMPIADE NASIONAL | 0 |
| OLIMPIADE INTERNASIONAL | 0 |

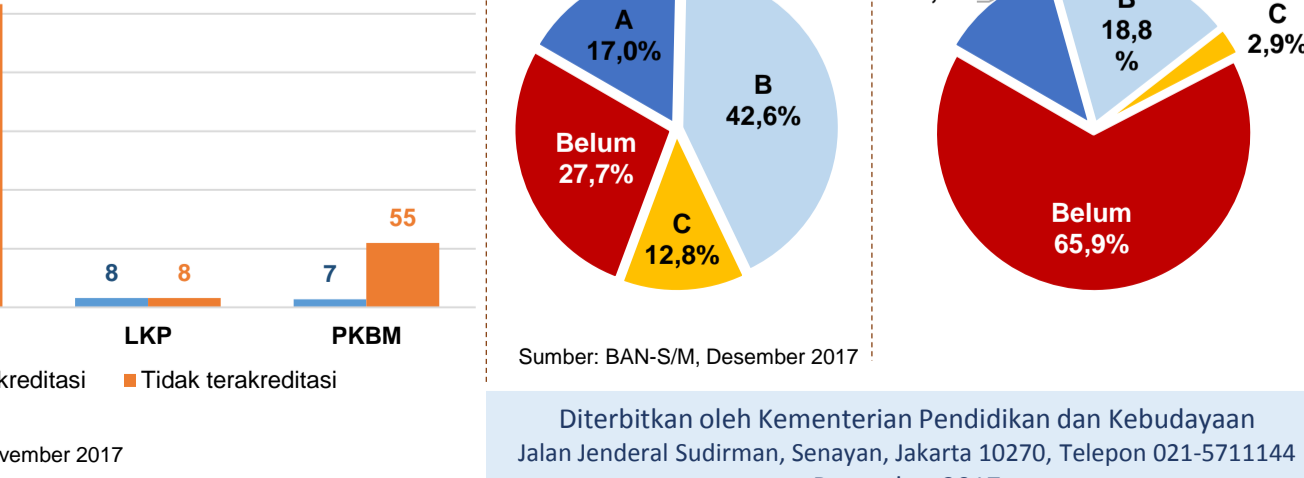
SKOR IIUN



AKREDITASI S/M



AKREDITASI PNF



Sumber: BAN-S/M, Desember 2017