

# NERACA PENDIDIKAN DAERAH 2017



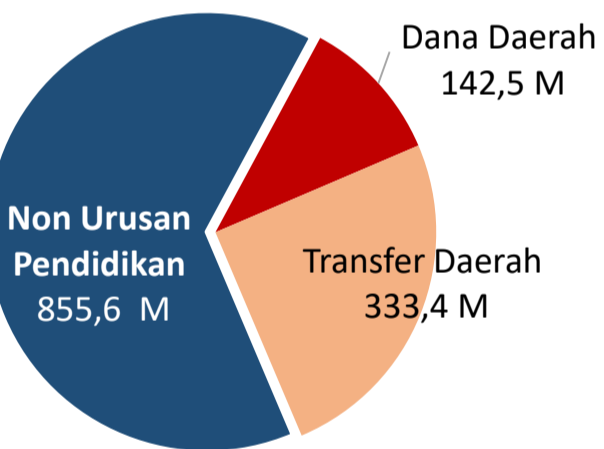
## KAB. LIMAPULUH KOTA SUMATERA BARAT

### DATA PENDIDIKAN DAERAH

|                          |              |                      |               |
|--------------------------|--------------|----------------------|---------------|
| <b>Satuan Pendidikan</b> | <b>806</b>   | <b>Peserta Didik</b> | <b>77.620</b> |
| PAUD →                   | 360          | PAUD →               | 9.015         |
| SD →                     | 369          | SD →                 | 44.213        |
| SMP →                    | 53           | SMP →                | 13.696        |
| SMA →                    | 16           | SMA →                | 7.473         |
| SMK →                    | 8            | SMK →                | 3.223         |
| SLB →                    | -            | SLB →                | -             |
| <b>Ruang Kelas</b>       | <b>3.409</b> | <b>Guru</b>          | <b>6.473</b>  |
| SD →                     | 2.482        | PAUD →               | 665           |
| SMP →                    | 575          | SD →                 | 3.681         |
| SMA →                    | 265          | SMP →                | 1.202         |
| SMK →                    | 87           | SMA →                | 595           |
| SLB →                    | -            | SMK →                | 256           |
|                          |              | SLB →                | 74            |

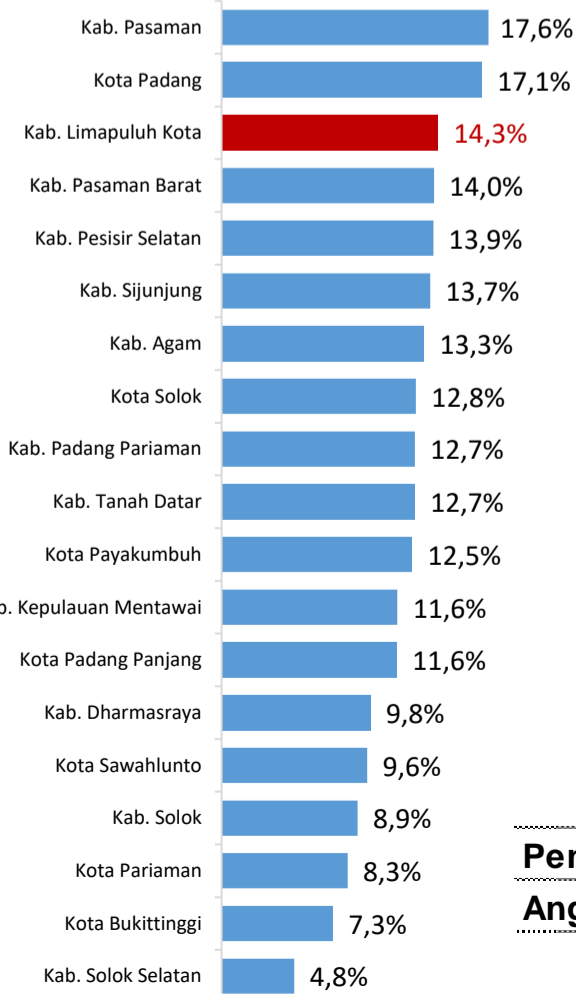
### PENDANAAN PENDIDIKAN

APBD 2017 Rp1.331,5 M



|                       |         |
|-----------------------|---------|
| DAK Fisik             | 10,2 M  |
| TPG                   | 142,3 M |
| Tamsil                | 2,3 M   |
| Tunjangan Khusus Guru | 3,0 M   |
| DAU (Gaji GTK PNSD)   | 170,2 M |
| BOP PAUD              | 5,3 M   |

### Persentase urusan pendidikan (di luar transfer daerah)



### Trend Alokasi Anggaran Pendidikan dalam APBD

|  |       |       |       |
|--|-------|-------|-------|
|  | 2015  | 2016  | 2017  |
|  | 22,1% | 18,4% | 14,3% |

### ALOKASI ANGGARAN BANTUAN PEMERINTAH (APBN)

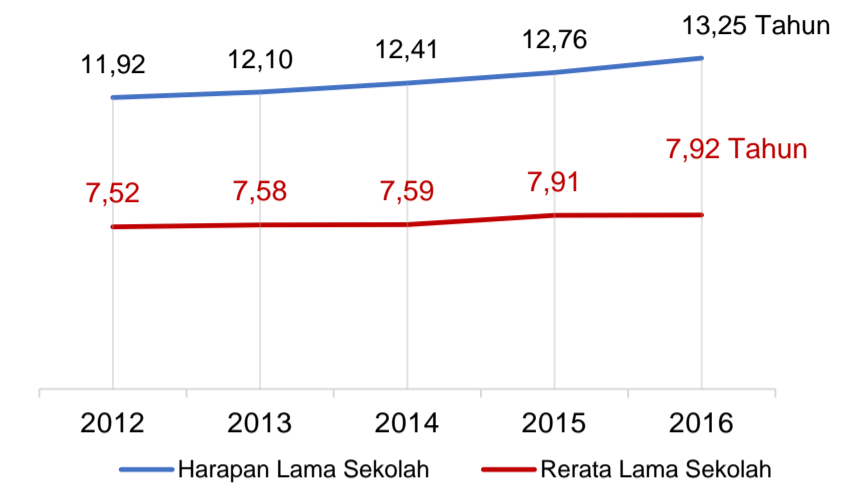
|              |              |
|--------------|--------------|
| PAUD-DIKMAS  | 0,3 M        |
| SD           | 0,9 M        |
| SMP          | 2,2 M        |
| GTK          | 4,9 M        |
| <b>Total</b> | <b>8,2 M</b> |

### PERSENTASE REALISASI PROGRAM INDONESIA PINTAR

|                 |       |       |       |       |
|-----------------|-------|-------|-------|-------|
|                 | SD    | SMP   | SMA   | SMK   |
| <b>Penerima</b> | 43,4% | 46,6% | 75,7% | 43,4% |
| <b>Anggaran</b> | 45,4% | 52,7% | 83,0% | 45,5% |

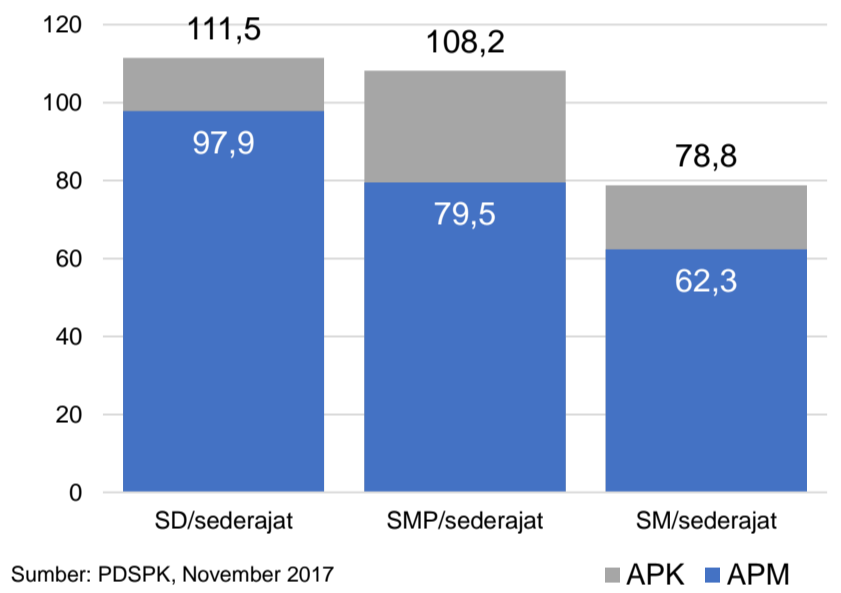
Sumber: sipintar.web.id, Desember 2017

### INDEKS PEMBANGUNAN MANUSIA 2016



Sumber: BPS, Oktober 2017

### APK DAN APM 2016/2017 (persentase)



Sumber: PDSPK, November 2017

### KEBUDAYAAN

| JENIS                    | JUMLAH |
|--------------------------|--------|
| Cagar Budaya             | 15     |
| Desa Adat                | 0      |
| Museum                   | 4      |
| Rumah Budaya Nusantara   | 0      |
| Sanggar dan Komunitas    | 1      |
| Warisan Budaya Tak Benda | 0      |

Sumber: Ditjen Kebudayaan, November 2017

### BAHASA DAERAH

1

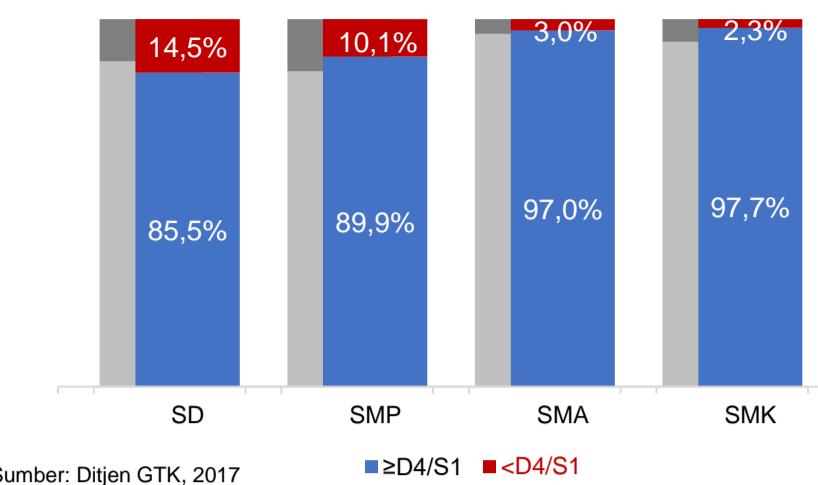
Sumber: BPPB, November 2017

### RASIO PENDIDIKAN

|                       |      |      |      |      |
|-----------------------|------|------|------|------|
| <b>GURU:SISWA</b>     | SD   | SMP  | SMA  | SMK  |
|                       | 1:12 | 1:11 | 1:13 | 1:13 |
| <b>GURU PNS:SISWA</b> | SD   | SMP  | SMA  | SMK  |
|                       | 1:16 | 1:15 | 1:18 | 1:18 |
| <b>ROMBEL:SISWA</b>   | SD   | SMP  | SMA  | SMK  |
|                       | 1:18 | 1:24 | 1:28 | 1:24 |

Sumber: PDSPK, November 2017

### KUALIFIKASI GURU



Sumber: Ditjen GTK, 2017

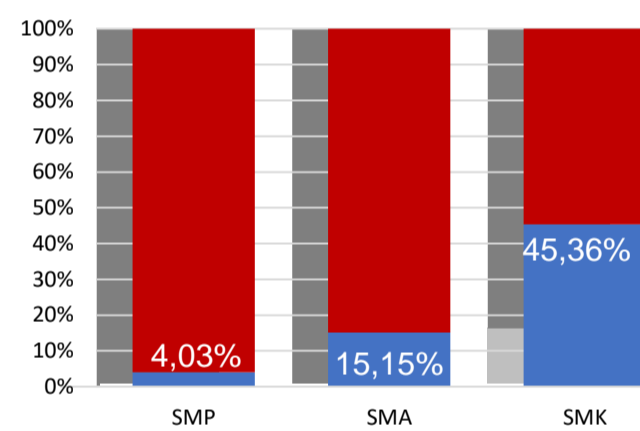
### UJI KOMPETENSI GURU PER JENJANG



Sumber: Ditjen GTK, 2016

|       |       |       |       |       |
|-------|-------|-------|-------|-------|
| Nas.  | 54,33 | 58,25 | 61,74 | 58,30 |
| Prov. | 56,13 | 59,51 | 63,92 | 59,33 |
|       | 58,98 | 61,94 | 66,20 | 58,71 |
|       | SD    | SMP   | SMA   | SMK   |

### PERSENTASE PESERTA UNBK PER JENJANG



Sumber: Puspendik, November 2017

### HASIL UN

|       |       |         |         |       |
|-------|-------|---------|---------|-------|
| Nas.  | 54,25 | 52,87   | 47,93   | 53,75 |
| Prov. | 51,37 | 58,86   | 51,12   | 52,67 |
|       | 51,51 | 57,93   | 53,15   | 51,73 |
|       | SMP   | SMA IPA | SMA IPS | SMK   |

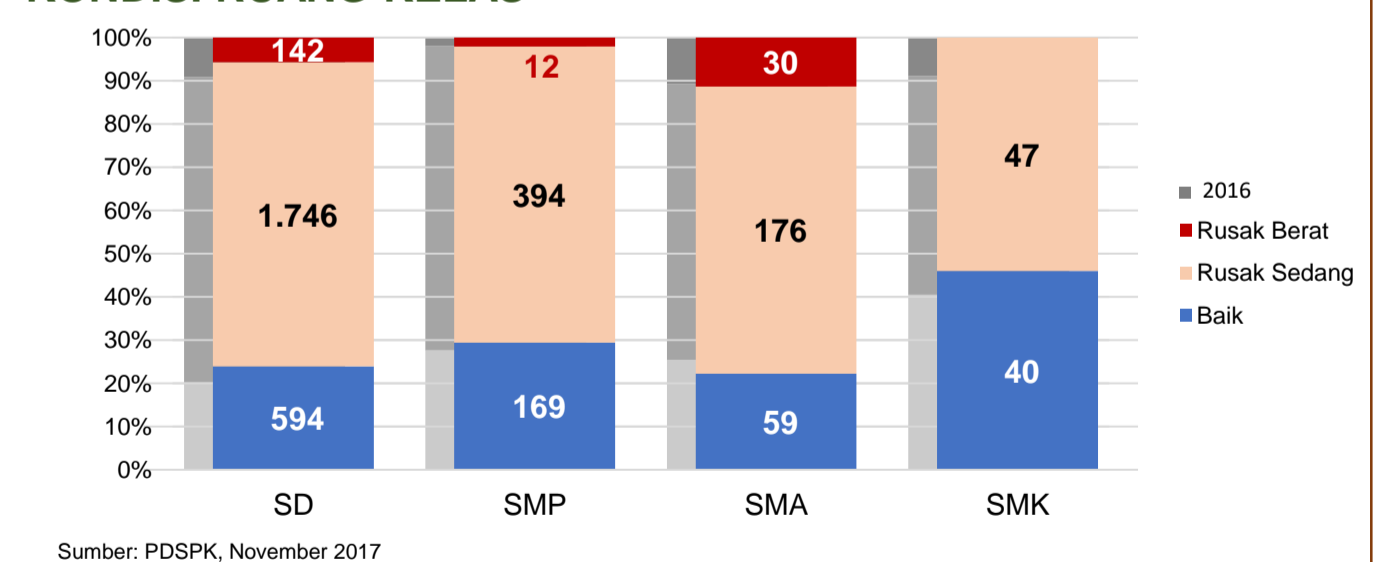
Sumber: Puspendik, November 2017

### SKOR IIUN

|       |       |         |         |       |
|-------|-------|---------|---------|-------|
| Nas.  | 76,65 | 86,69   | 85,65   | 92,61 |
| Prov. | 81,73 | 81,88   | 82,61   | 93,78 |
|       | 78,26 | 78,34   | 71,54   | 86,07 |
|       | SMP   | SMA IPA | SMA IPS | SMK   |

Sumber: Puspendik, November 2017

### KONDISI RUANG KELAS



Sumber: PDSPK, November 2017

### SEKOLAH RINTISAN PELAKSANA PPK

|       |   |
|-------|---|
| SD    | 2 |
| SMP   | 2 |
| TOTAL | 4 |

Sumber: Kemendikbud, September 2017

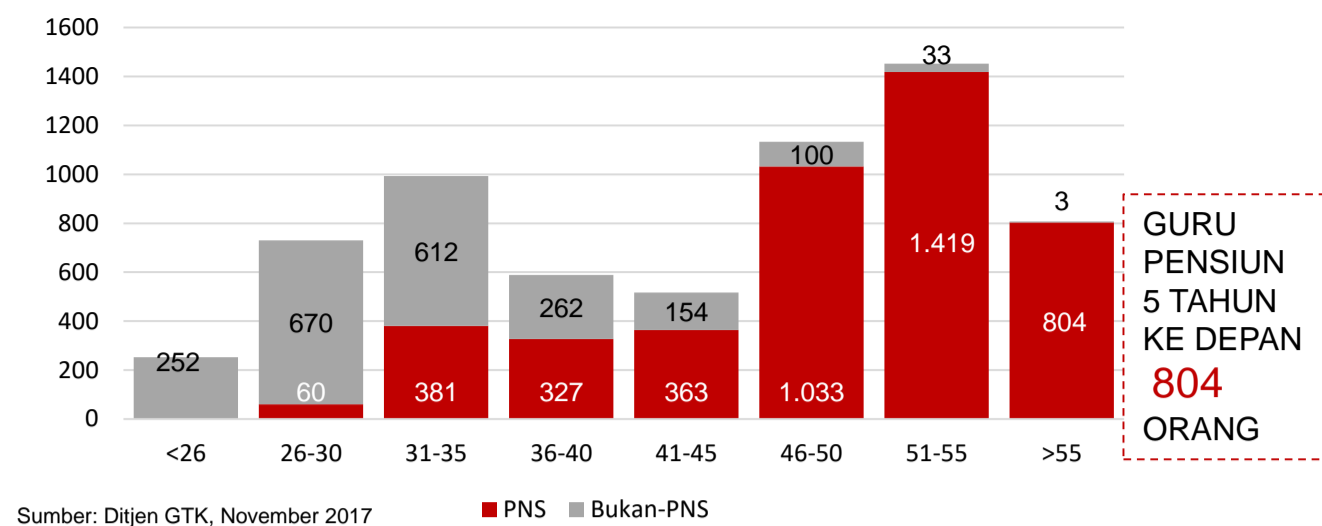
### GURU KEAHLIAN GANDA

21

### GURU GARIS DEPAN

Sumber: Ditjen GTK, November 2017

### GURU MENURUT USIA



Sumber: Ditjen GTK, November 2017

GURU PENSUN 5 TAHUN KE DEPAN 804 ORANG

### SISWA PUTUS SEKOLAH DAN MENGULANG

|                      |       |     |     |     |
|----------------------|-------|-----|-----|-----|
|                      | SD    | SMP | SMA | SMK |
| <b>PUTUS SEKOLAH</b> | 111   | 37  | 37  | 20  |
| <b>MENGULANG</b>     | 2.109 | 173 | 40  | 5   |

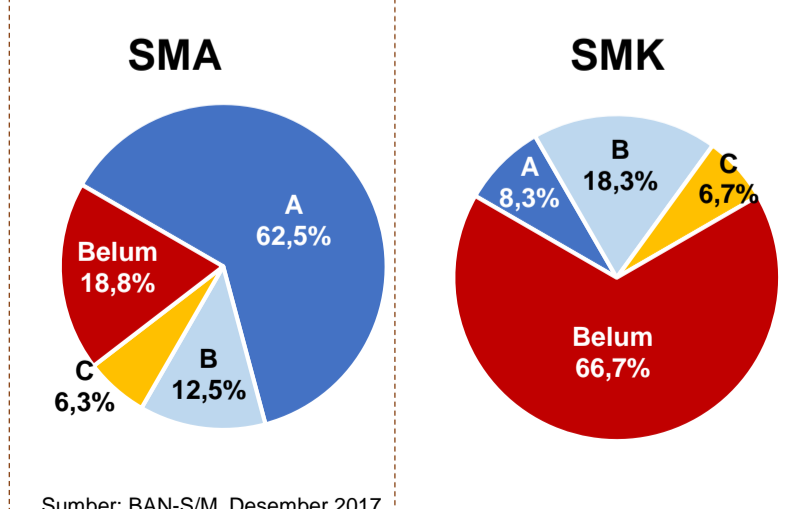
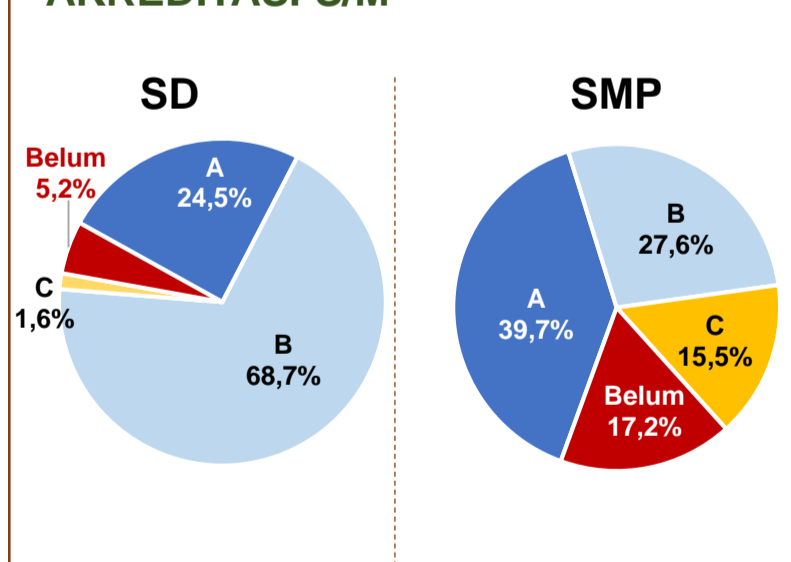
Sumber: PDSPK, November 2017

### PRESTASI SISWA

|                                |   |
|--------------------------------|---|
| <b>OLIMPIADE NASIONAL</b>      | 0 |
| <b>OLIMPIADE INTERNASIONAL</b> | 0 |

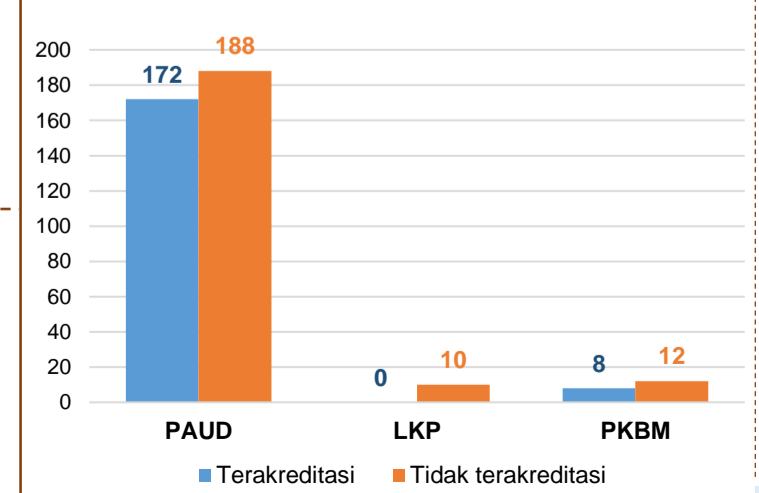
Sumber: Ditjen Dikdasmen, November 2017

### AKREDITASI S/M



Sumber: BAN-S/M, Desember 2017

### AKREDITASI PNF



Sumber: BAN-PNF, November 2017