

NERACA PENDIDIKAN DAERAH 2017



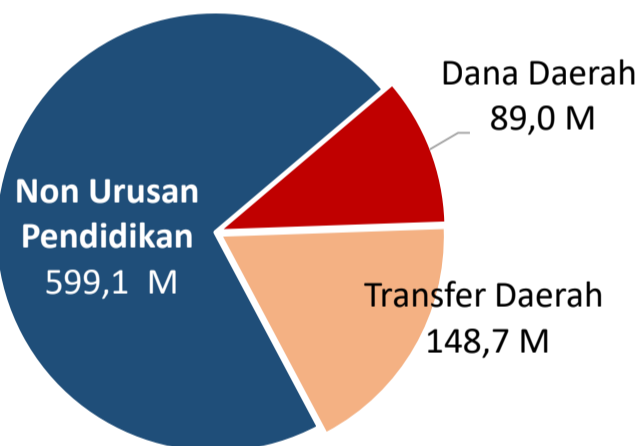
KOTA PADANG SIDEMPUNAN SUMATERA UTARA

DATA PENDIDIKAN DAERAH

| | | | |
|--------------------------|--------------|----------------------|---------------|
| Satuan Pendidikan | 320 | Peserta Didik | 54.038 |
| PAUD → | 163 | PAUD → | 3.732 |
| SD → | 95 | SD → | 25.572 |
| SMP → | 26 | SMP → | 10.437 |
| SMA → | 18 | SMA → | 7.648 |
| SMK → | 17 | SMK → | 6.574 |
| SLB → | 1 | SLB → | 75 |
| Ruang Kelas | 1.753 | Guru | 3.606 |
| SD → | 850 | PAUD → | 183 |
| SMP → | 373 | SD → | 1.557 |
| SMA → | 263 | SMP → | 742 |
| SMK → | 242 | SMA → | 590 |
| SLB → | 25 | SMK → | 521 |
| | | SLB → | 13 |

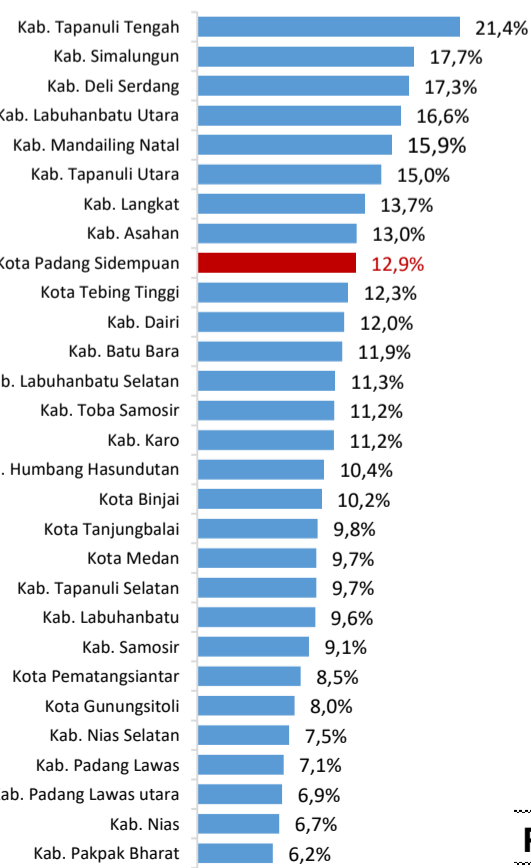
PENDANAAN PENDIDIKAN

APBD 2017 Rp836,9 M



| Rincian Dana Transfer Daerah Bidang pendidikan | |
|--|--------|
| DAK Fisik | 1,6 M |
| TPG | 64,9 M |
| Tamsil | 1,0 M |
| Tunjangan Khusus Guru | 0,0 M |
| DAU (Gaji GTK PNSD) | 79,3 M |
| BOP PAUD | 1,9 M |

Persentase urusan pendidikan (di luar transfer daerah)



Sumber: Kemdagri, November 2017

Trend Alokasi Anggaran Pendidikan dalam APBD

| | 2015 | 2016 | 2017 |
|--|-------|-------|-------|
| | 18,9% | 18,3% | 12,9% |

ALOKASI ANGGARAN BANTUAN PEMERINTAH (APBN)

| | |
|--------------|--------------|
| PAUD-DIKMAS | 0,7 M |
| SD | 1,4 M |
| SMP | 0,3 M |
| GTK | 3,7 M |
| Total | 6,2 M |

Sumber: Kemendikbud, November 2017

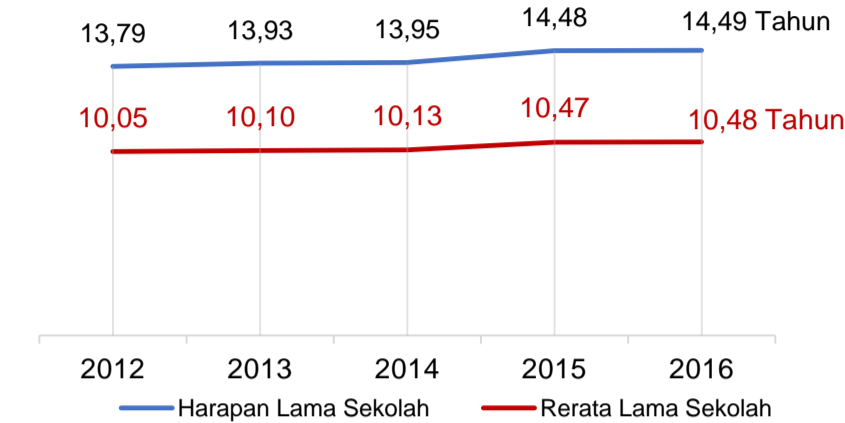
PERSENTASE REALISASI PROGRAM INDONESIA PINTAR

| | SD | SMP | SMA | SMK |
|----------|-------|-------|-------|-------|
| Penerima | 46,6% | 75,4% | 55,5% | 51,1% |
| Anggaran | 46,5% | 84,2% | 63,2% | 55,1% |

Sumber: sipintar.web.id, Desember 2017

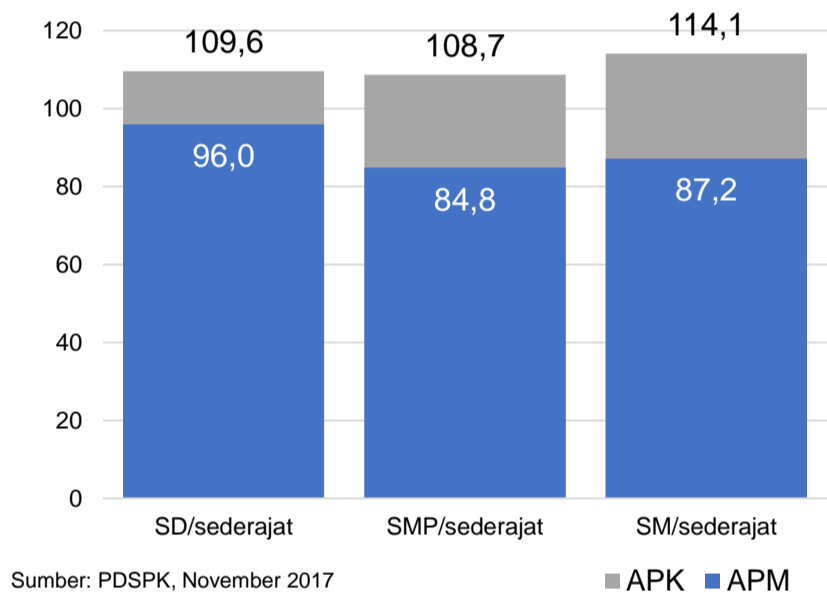
INDEKS PEMBANGUNAN MANUSIA 2016

73,4 SUMATERA UTARA 70,0 NASIONAL 70,18



Sumber: BPS, Oktober 2017

APK DAN APM 2016/2017 (persentase)



Sumber: PDSPK, November 2017

KEBUDAYAAN

| JENIS | JUMLAH |
|--------------------------|--------|
| Cagar Budaya | 0 |
| Desa Adat | 0 |
| Museum | 0 |
| Rumah Budaya Nusantara | 0 |
| Sanggar dan Komunitas | 0 |
| Warisan Budaya Tak Benda | 0 |

Sumber: Ditjen Kebudayaan, November 2017

BAHASA DAERAH

2

Sumber: BPPB, November 2017

RASIO PENDIDIKAN

GURU:SISWA

| SD | SMP | SMA | SMK |
|------|------|------|------|
| 1:16 | 1:14 | 1:13 | 1:13 |

GURU PNS:SISWA

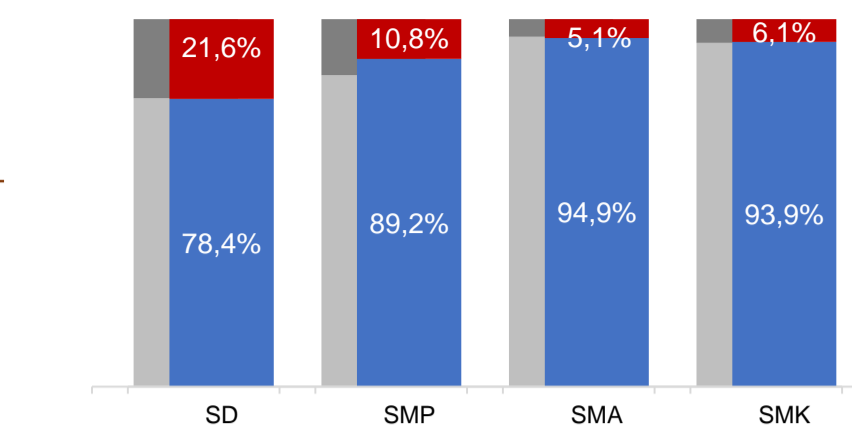
| SD | SMP | SMA | SMK |
|------|------|------|------|
| 1:24 | 1:20 | 1:19 | 1:24 |

ROMBEL:SISWA

| SD | SMP | SMA | SMK |
|------|------|------|------|
| 1:27 | 1:25 | 1:30 | 1:28 |

Sumber: PDSPK, November 2017

KUALIFIKASI GURU

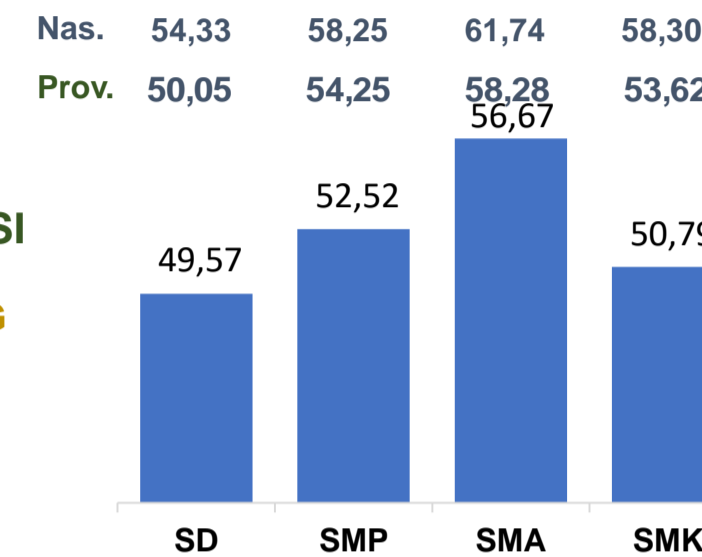


Sumber: Ditjen GTK, 2017

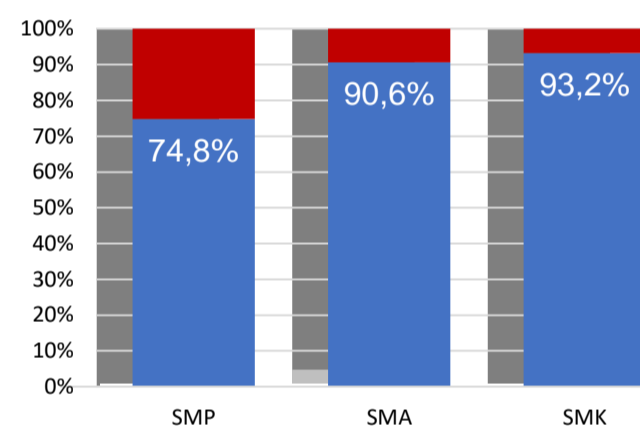
UJI KOMPETENSI GURU PER JENJANG



Sumber: Ditjen GTK, 2016

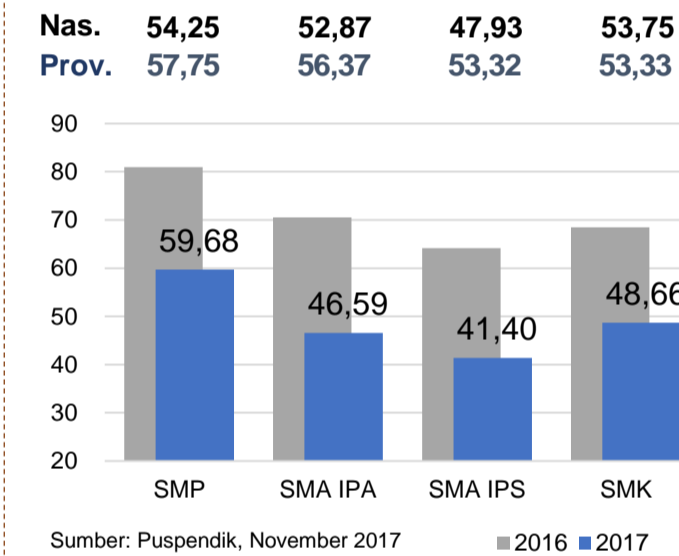


PERSENTASE PESERTA UNBK PER JENJANG



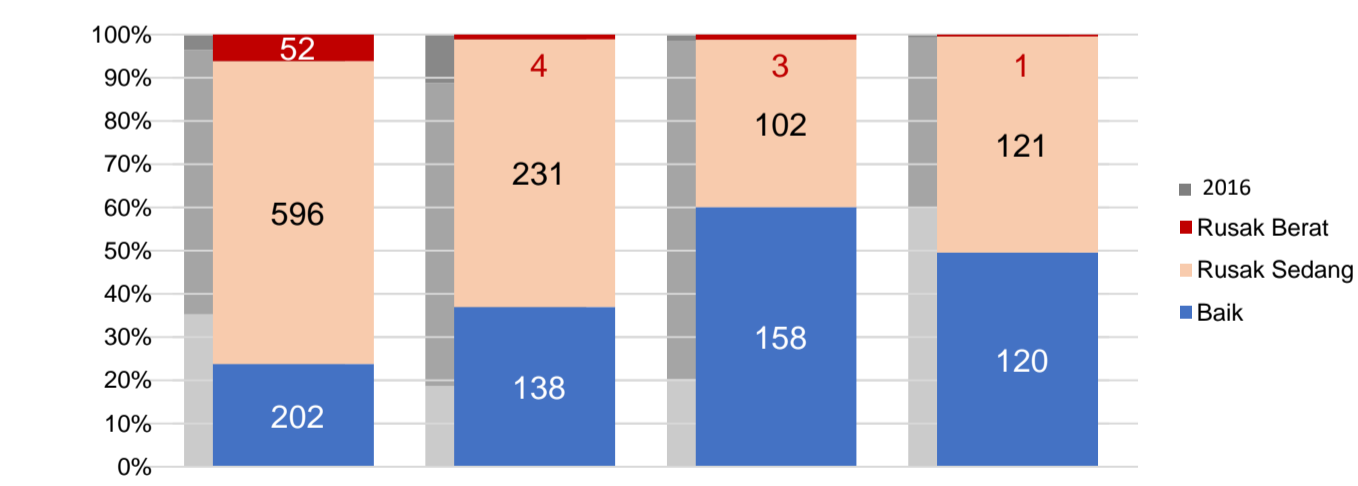
Sumber: Puspendik, November 2017

HASIL UN



Sumber: Puspendik, November 2017

KONDISI RUANG KELAS



Sumber: PDSPK, November 2017

SEKOLAH RINTISAN PELAKSANA PPK

| SD | SMP | TOTAL |
|----|-----|-------|
| 1 | 2 | 3 |

Sumber: Kemendikbud, September 2017

GURU KEAHLIAN GANDA

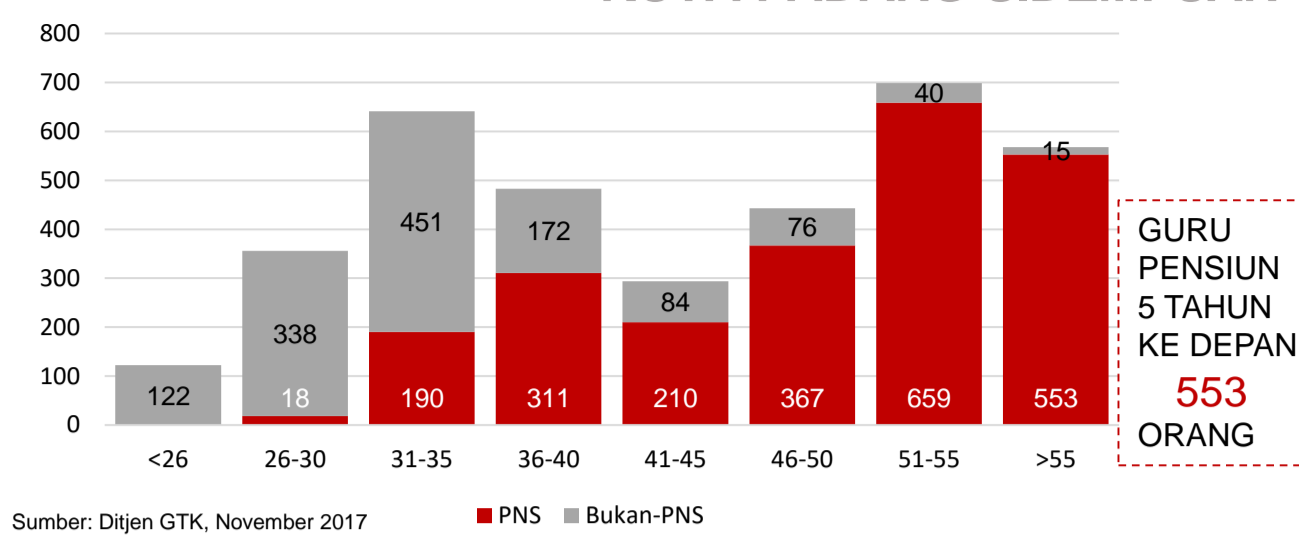
21

GURU GARIS DEPAN

0

Sumber: Ditjen GTK, November 2017

GURU MENURUT USIA KOTA PADANG SIDEMPUNAN



Sumber: Ditjen GTK, November 2017

SISWA PUTUS SEKOLAH DAN MENGULANG

| | SD | SMP | SMA | SMK |
|---------------|----|-----|-----|-----|
| PUTUS SEKOLAH | 54 | 22 | 84 | 96 |
| MENGULANG | 41 | 14 | - | 2 |

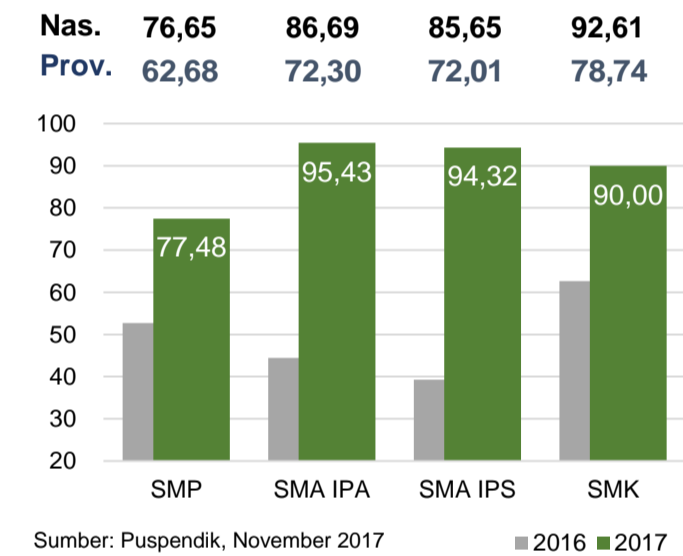
Sumber: PDSPK, November 2017

PRESTASI SISWA

| | |
|-------------------------|---|
| OLIMPIADE NASIONAL | 0 |
| OLIMPIADE INTERNASIONAL | 0 |

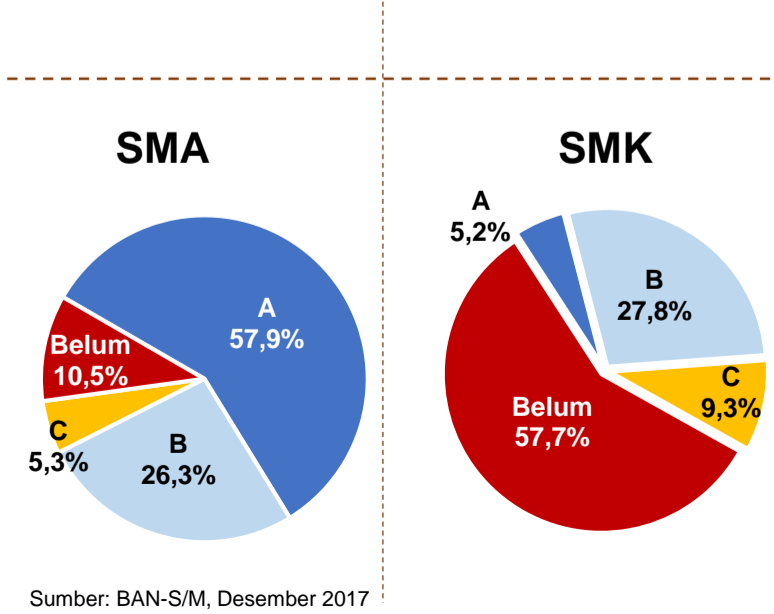
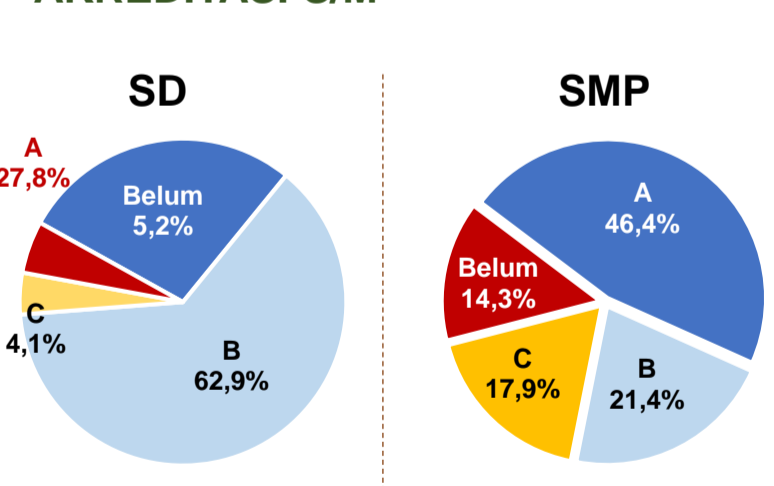
Sumber: Ditjen Dikdasmen, November 2017

SKOR IIUN



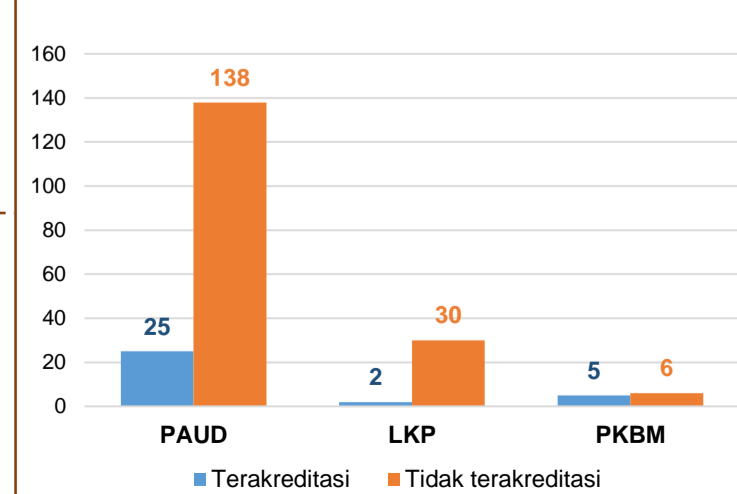
Sumber: Puspendik, November 2017

AKREDITASI S/M



Sumber: BAN-S/M, Desember 2017

AKREDITASI PNF



Sumber: BAN-PNF, November 2017