

NERACA PENDIDIKAN DAERAH 2017



KAB. BLORA JAWA TENGAH

DATA PENDIDIKAN DAERAH

Satuan Pendidikan 1.605

| | |
|--------|-----|
| PAUD → | 828 |
| SD → | 600 |
| SMP → | 93 |
| SMA → | 23 |
| SMK → | 55 |
| SLB → | 6 |

Peserta Didik 160.603

| | |
|--------|--------|
| PAUD → | 28.473 |
| SD → | 70.889 |
| SMP → | 29.254 |
| SMA → | 9.216 |
| SMK → | 22.370 |
| SLB → | 401 |

Ruang Kelas 5.949

| | |
|-------|-------|
| SD → | 3.883 |
| SMP → | 1.085 |
| SMA → | 303 |
| SMK → | 603 |
| SLB → | 75 |

Guru 10.793

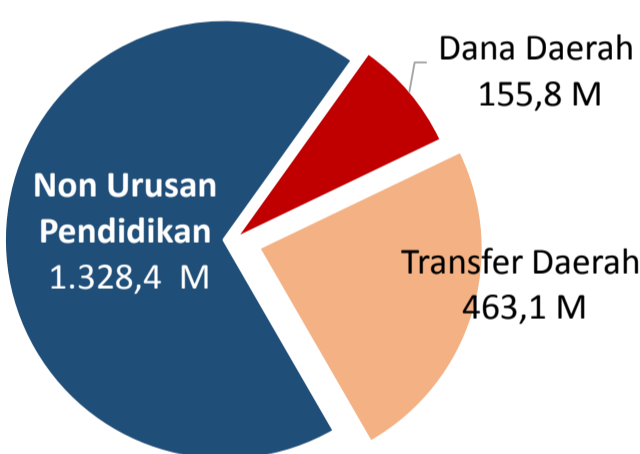
| | |
|--------|-------|
| PAUD → | 1.460 |
| SD → | 5.658 |
| SMP → | 1.795 |
| SMA → | 599 |
| SMK → | 1.222 |
| SLB → | 59 |

Sumber: PDSPK, November 2017

Sumber: GTK, Juni 2017

PENDANAAN PENDIDIKAN

APBD 2017 Rp1.947,3 M



Rincian Dana Transfer Daerah Bidang pendidikan

| | |
|-----------------------|---------|
| DAK Fisik | 13,7 M |
| TPG | 189,1 M |
| Tamsil | 3,1 M |
| Tunjangan Khusus Guru | 1,4 M |
| DAU (Gaji GTK PNSD) | 242,0 M |
| BOP PAUD | 13,8 M |

Persentase urusan pendidikan (di luar transfer daerah)



Trend Alokasi Anggaran Pendidikan dalam APBD

| | 2015 | 2016 | 2017 |
|--|-------|-------|-------|
| | 23,8% | 11,6% | 10,5% |

ALOKASI ANGGARAN BANTUAN PEMERINTAH (APBN)

| | |
|-------------|--------|
| PAUD-DIKMAS | 1,3 M |
| SD | 1,7 M |
| SMP | 2,7 M |
| GTK | 18,7 M |
| Total | 24,4 M |

Sumber: Kemendikbud, November 2017

PERSENTASE REALISASI PROGRAM INDONESIA PINTAR

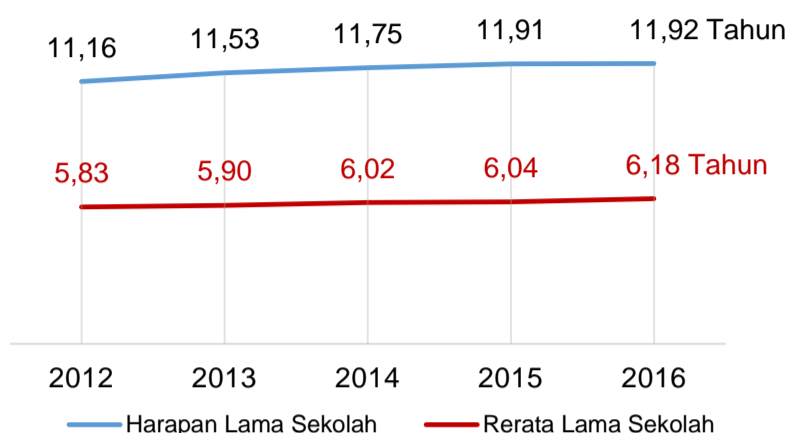
| | SD | SMP | SMA | SMK |
|----------|-------|-------|-------|------|
| Penerima | 70,9% | 59,7% | 46,7% | 0,0% |
| Anggaran | 74,1% | 67,6% | 50,7% | 0,0% |

Sumber: sipintar.web.id, Desember 2017

Sumber: Kemdagri, November 2017

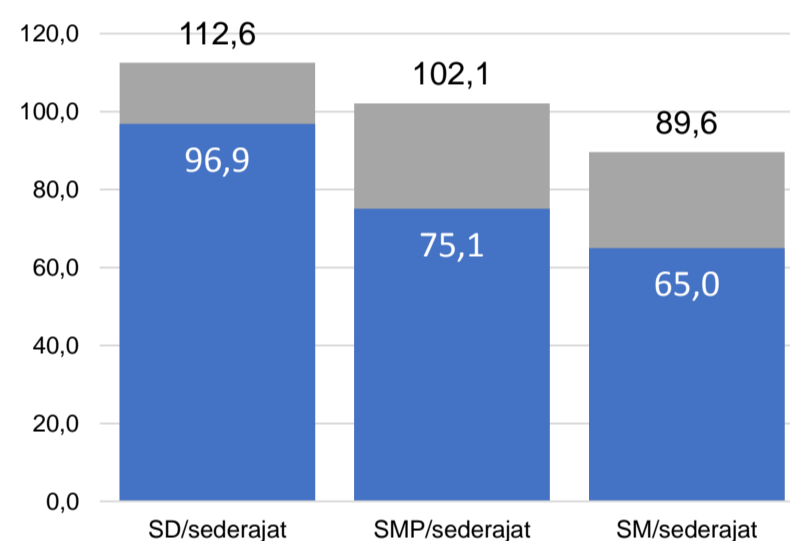
INDEKS PEMBANGUNAN MANUSIA 2016

| | | |
|------|------------------|----------------|
| 66,6 | JAWA TENGAH 70,0 | NASIONAL 70,18 |
|------|------------------|----------------|



Sumber: BPS, Oktober 2017

APK DAN APM 2016/2017 (persentase)



Sumber: PDSPK, November 2017

KEBUDAYAAN

| JENIS | JUMLAH |
|--------------------------|--------|
| Cagar Budaya | 0 |
| Desa Adat | 0 |
| Museum | 0 |
| Rumah Budaya Nusantara | 0 |
| Sanggar dan Komunitas | 3 |
| Warisan Budaya Tak Benda | 0 |

Sumber: Ditjen Kebudayaan, November 2017

BAHASA DAERAH

1

Sumber: BPPB, November 2017

RASIO PENDIDIKAN

GURU:SISWA

| SD | SMP | SMA | SMK |
|------|------|------|------|
| 1:13 | 1:16 | 1:15 | 1:18 |

GURU PNS:SISWA

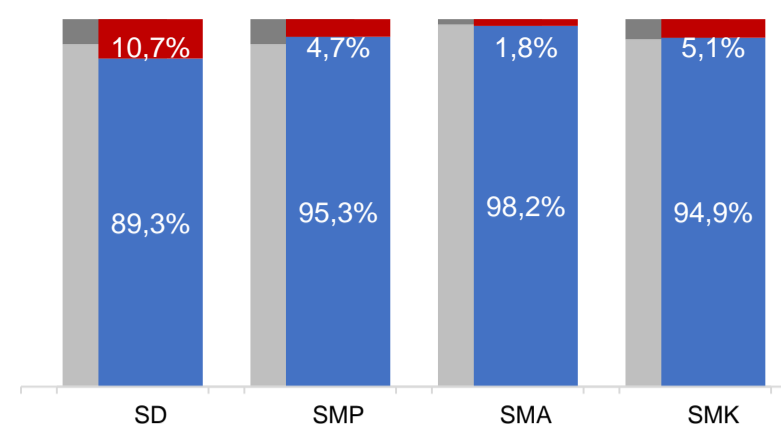
| SD | SMP | SMA | SMK |
|------|------|------|-------|
| 1:21 | 1:25 | 1:28 | 1:102 |

ROMBEL:SISWA

| SD | SMP | SMA | SMK |
|------|------|------|------|
| 1:18 | 1:29 | 1:30 | 1:28 |

Sumber: PDSPK, November 2017

KUALIFIKASI GURU



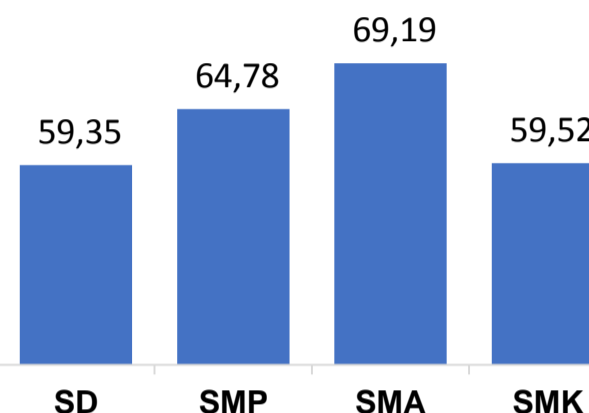
Sumber: Ditjen GTK, 2017

UJI KOMPETENSI GURU PER JENJANG

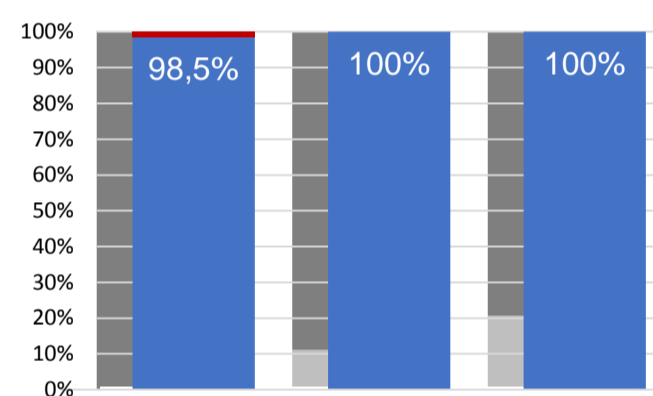


Sumber: Ditjen GTK, 2016

| | | | | |
|-------|-------|-------|-------|-------|
| Nas. | 54,33 | 58,25 | 61,74 | 58,30 |
| Prov. | 61,88 | 66,14 | 70,10 | 61,91 |



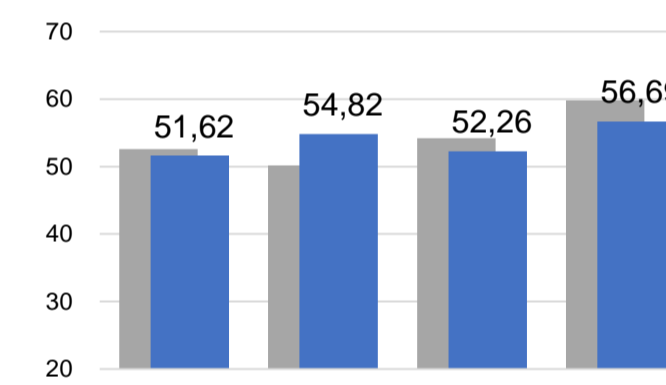
PERSENTASE PESERTA UNBK PER JENJANG



Sumber: Puspendik, November 2017

HASIL UN

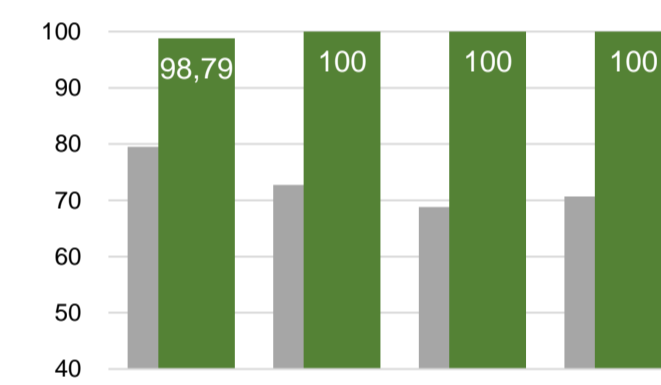
| | | | | |
|-------|-------|-------|-------|-------|
| Nas. | 54,25 | 52,87 | 47,93 | 53,75 |
| Prov. | 54,06 | 58,03 | 53,29 | 57,59 |



Sumber: Puspendik, November 2017

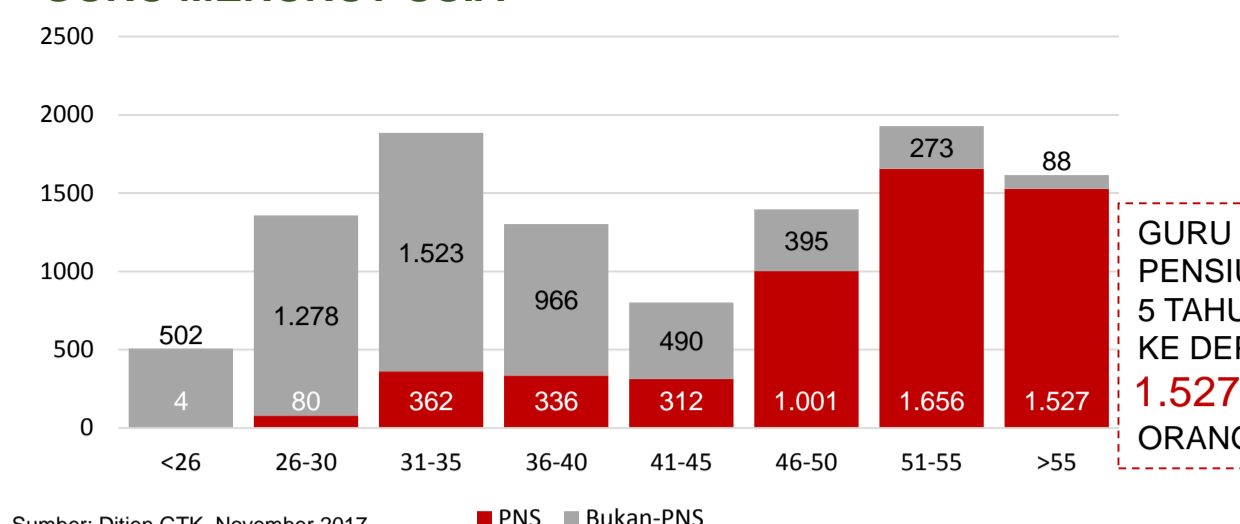
SKOR IIUN

| | | | | |
|-------|-------|-------|-------|-------|
| Nas. | 76,65 | 86,69 | 85,65 | 92,61 |
| Prov. | 87,25 | 95,94 | 94,45 | 99,71 |



Sumber: Puspendik, November 2017

GURU MENURUT USIA



Sumber: Ditjen GTK, November 2017

GURU PENSUN 5 TAHUN KE DEPAN 1.527 ORANG

SISWA PUTUS SEKOLAH DAN MENGULANG

| | SD | SMP | SMA | SMK |
|---------------|-------|-----|-----|-----|
| PUTUS SEKOLAH | 45 | 49 | 42 | 211 |
| MENGULANG | 1.408 | 7 | - | 24 |

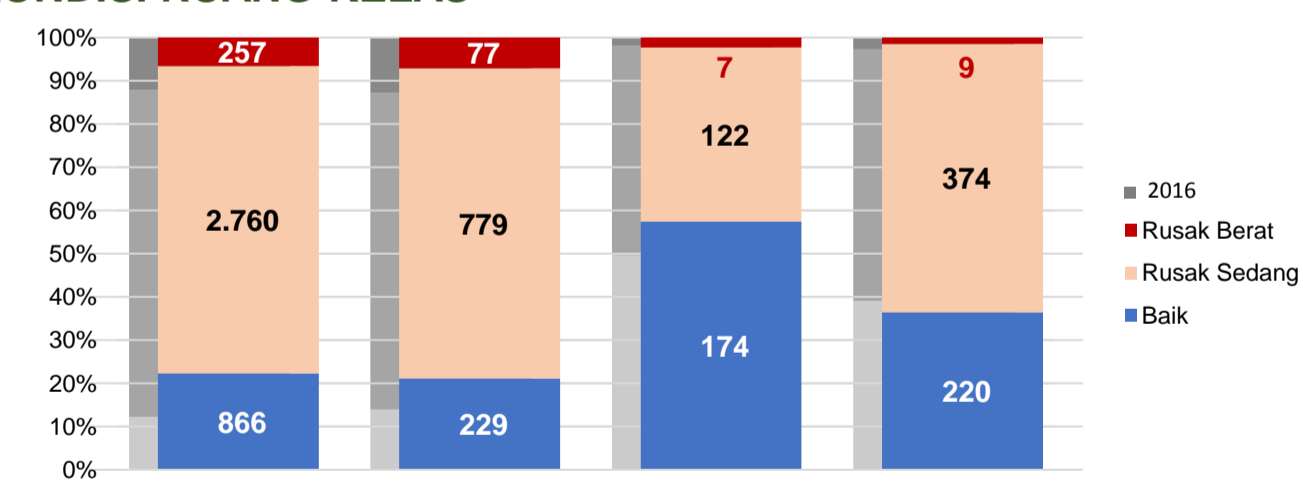
Sumber: PDSPK, November 2017

PRESTASI SISWA

| | |
|-------------------------|---|
| OLIMPIADE NASIONAL | 3 |
| OLIMPIADE INTERNASIONAL | 0 |

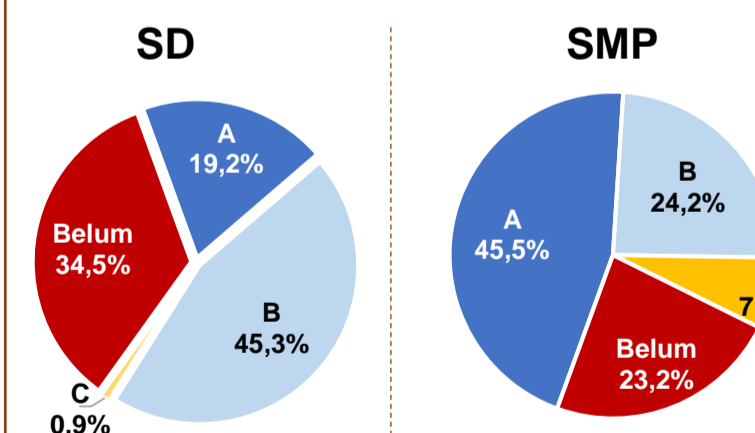
Sumber: Ditjen Dikdasmen, November 2017

KONDISI RUANG KELAS

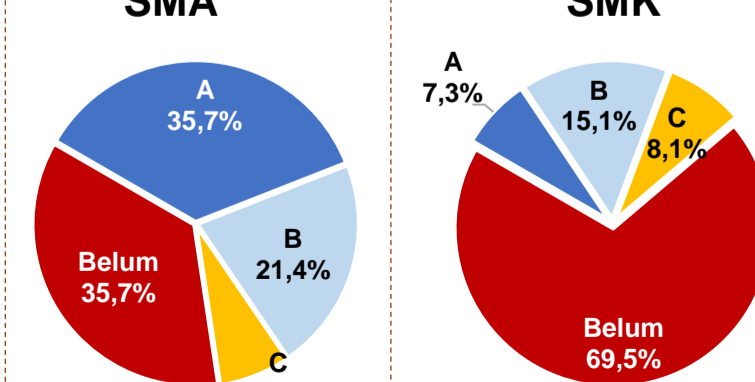


Sumber: PDSPK, November 2017

AKREDITASI S/M



SMA



Sumber: BAN-S/M, Desember 2017

SEKOLAH RINTISAN PELAKSANA PPK

| SD | SMP | TOTAL |
|----|-----|-------|
| 1 | 4 | 5 |

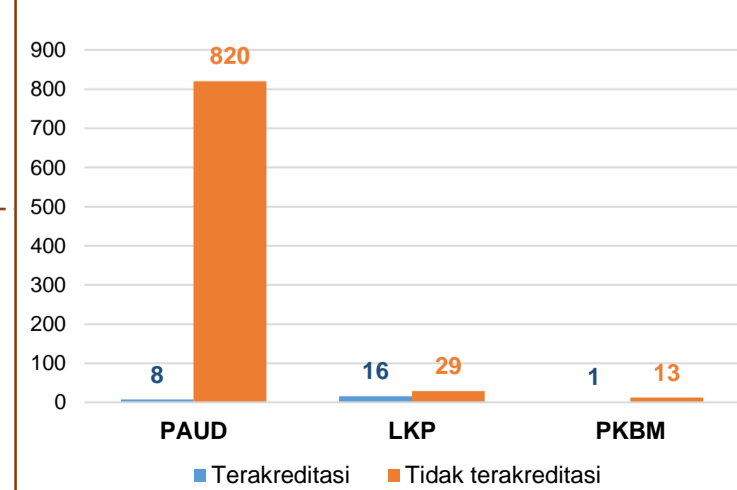
Sumber: Kemendikbud, September 2017

GURU KEAHLIAN GANDA

GURU GARIS DEPAN

Sumber: Ditjen GTK, November 2017

AKREDITASI PNF



Sumber: BAN-PNF, November 2017