

NERACA PENDIDIKAN DAERAH 2017



KAB. SUKABUMI JAWA BARAT

DATA PENDIDIKAN DAERAH

Satuan Pendidikan 4.299

| | |
|--------|-------|
| PAUD → | 2.519 |
| SD → | 1.210 |
| SMP → | 328 |
| SMA → | 77 |
| SMK → | 154 |
| SLB → | 11 |

Peserta Didik 455.804

| | |
|--------|---------|
| PAUD → | 63.364 |
| SD → | 232.729 |
| SMP → | 88.140 |
| SMA → | 28.450 |
| SMK → | 42.373 |
| SLB → | 748 |

Ruang Kelas 13.013

| | |
|-------|-------|
| SD → | 8.191 |
| SMP → | 2.753 |
| SMA → | 776 |
| SMK → | 1.185 |
| SLB → | 108 |

Guru 19.367

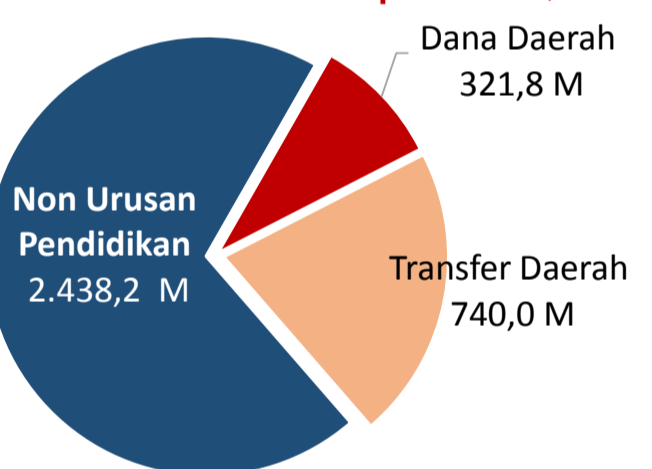
| | |
|--------|--------|
| PAUD → | 988 |
| SD → | 10.513 |
| SMP → | 4.253 |
| SMA → | 1.412 |
| SMK → | 2.097 |
| SLB → | 104 |

Sumber: PDSPK, November 2017

Sumber: GTK, Juni 2017

PENDANAAN PENDIDIKAN

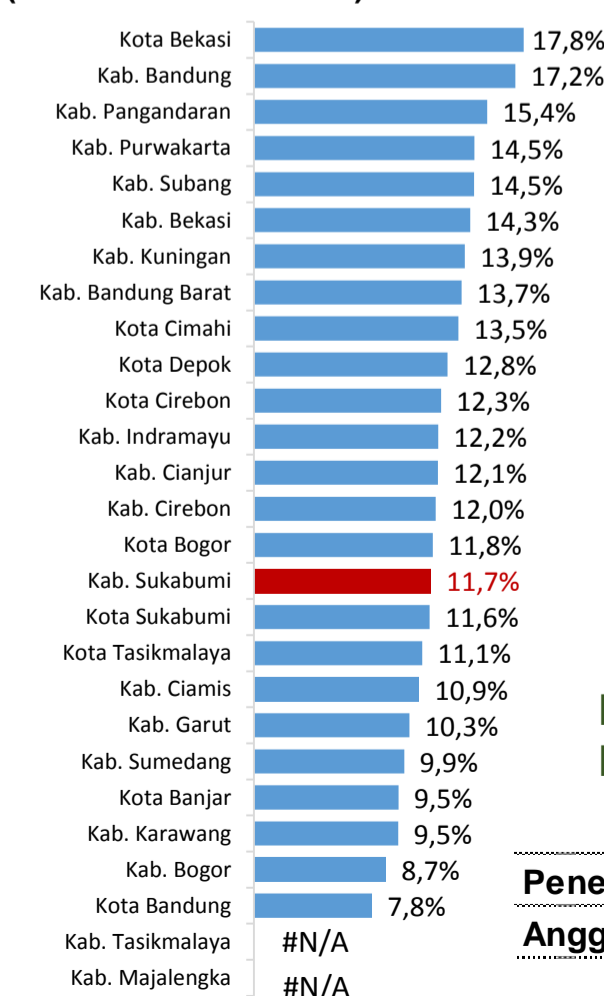
APBD 2017 Rp3.500,0 M



Rincian Dana Transfer Daerah Bidang pendidikan

| | |
|-----------------------|---------|
| DAK Fisik | 53,0 M |
| TPG | 311,1 M |
| Tamsil | 2,8 M |
| Tunjangan Khusus Guru | 2,5 M |
| DAU (Gaji GTK PNSD) | 334,9 M |
| BOP PAUD | 35,7 M |

Persentase urusan pendidikan (di luar transfer daerah)



Sumber: Kemdagri, November 2017

Trend Alokasi Anggaran Pendidikan dalam APBD

| | 2015 | 2016 | 2017 |
|--|-------|-------|-------|
| | 18,9% | 13,1% | 11,7% |

ALOKASI ANGGARAN BANTUAN PEMERINTAH (APBN)

| | |
|-------------|--------|
| PAUD-DIKMAS | 4 M |
| SD | 4,7 M |
| SMP | 15,3 M |
| GTK | 23,6 M |
| Total | 47,6 M |

Sumber: Kemendikbud, November 2017

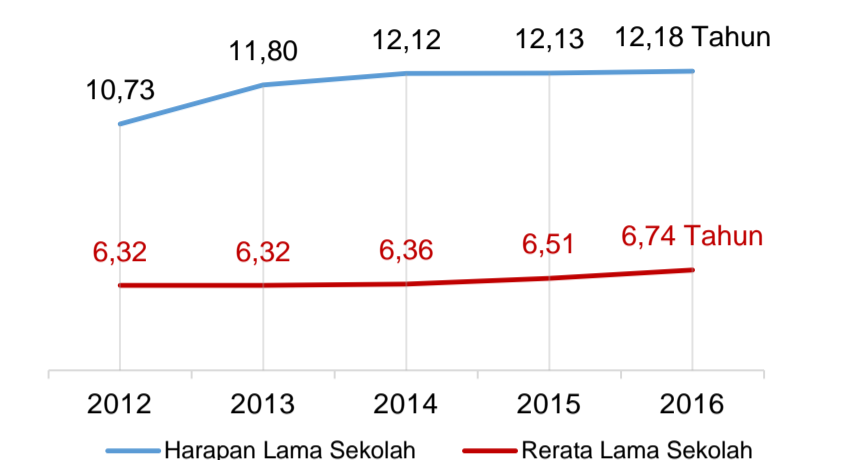
PERSENTASE REALISASI PROGRAM INDONESIA PINTAR

| | SD | SMP | SMA | SMK |
|----------|-------|-------|-------|-------|
| Penerima | 24,8% | 29,5% | 48,5% | 30,0% |
| Anggaran | 24,9% | 34,2% | 53,3% | 29,3% |

Sumber: sipintar.web.id, Desember 2017

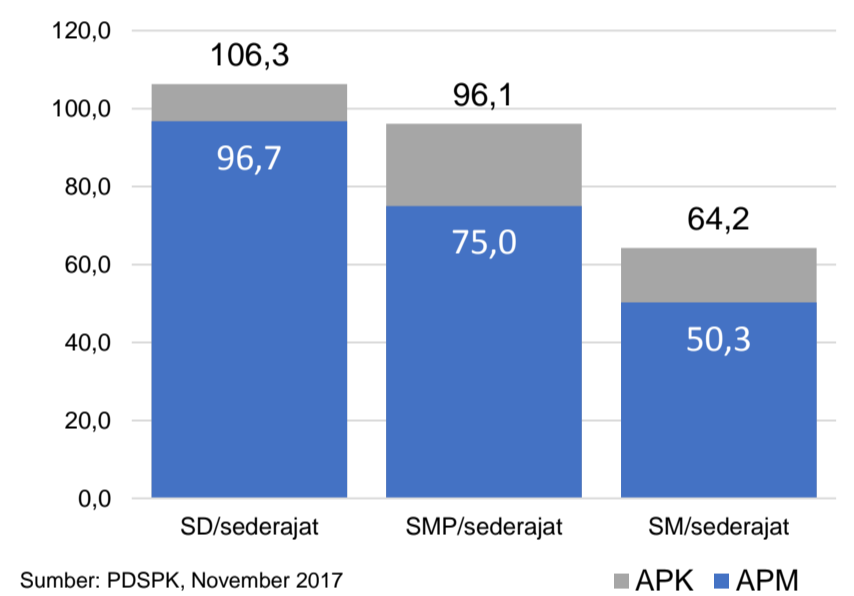
INDEKS PEMBANGUNAN MANUSIA 2016

65,1 JAWA BARAT 70,1 NASIONAL 70,18



Sumber: BPS, Oktober 2017

APK DAN APM 2016/2017 (persentase)



Sumber: PDSPK, November 2017

KEBUDAYAAN

| JENIS | JUMLAH |
|--------------------------|--------|
| Cagar Budaya | 0 |
| Desa Adat | 2 |
| Museum | 0 |
| Rumah Budaya Nusantara | 0 |
| Sanggar dan Komunitas | 13 |
| Warisan Budaya Tak Benda | 0 |

Sumber: Ditjen Kebudayaan, November 2017

BAHASA DAERAH

1

Sumber: BPPB, November 2017

RASIO PENDIDIKAN

GURU:SISWA

| SD | SMP | SMA | SMK |
|------|------|------|------|
| 1:22 | 1:21 | 1:20 | 1:20 |

GURU PNS:SISWA

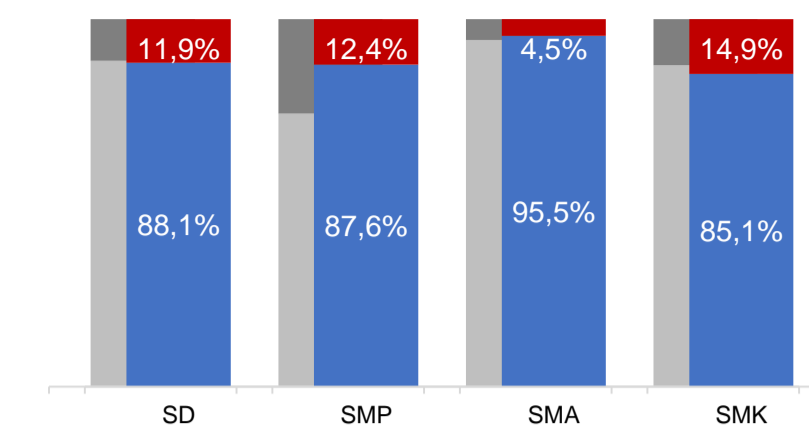
| SD | SMP | SMA | SMK |
|------|------|------|-------|
| 1:42 | 1:66 | 1:56 | 1:173 |

ROMBEL:SISWA

| SD | SMP | SMA | SMK |
|------|------|------|------|
| 1:27 | 1:31 | 1:32 | 1:29 |

Sumber: PDSPK, November 2017

KUALIFIKASI GURU



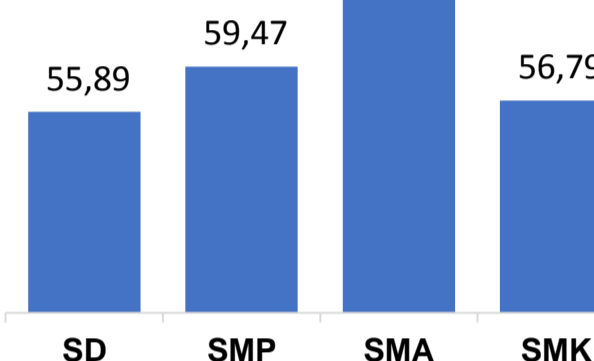
Sumber: Ditjen GTK, 2017

UJI KOMPETENSI GURU PER JENJANG

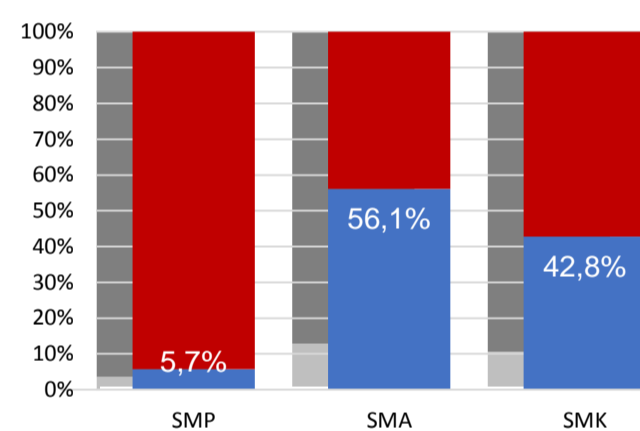


Sumber: Ditjen GTK, 2016

| | | | | |
|-------|-------|-------|-------|-------|
| Nas. | 54,33 | 58,25 | 61,74 | 58,30 |
| Prov. | 56,65 | 60,70 | 66,73 | 59,29 |

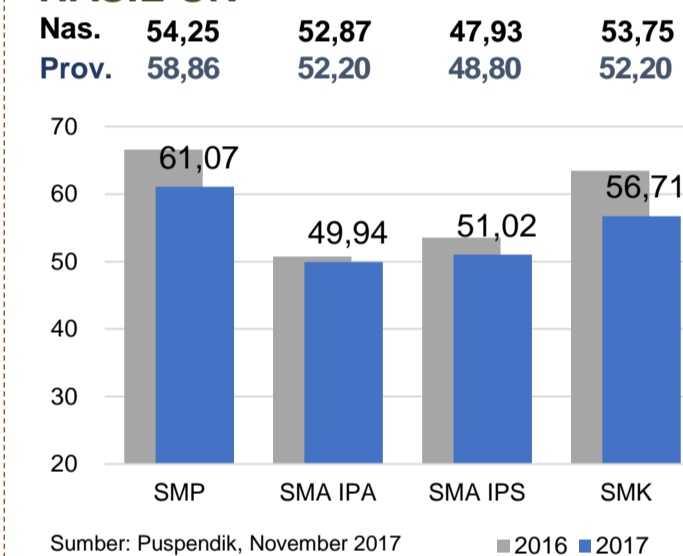


PERSENTASE PESERTA UNBK PER JENJANG



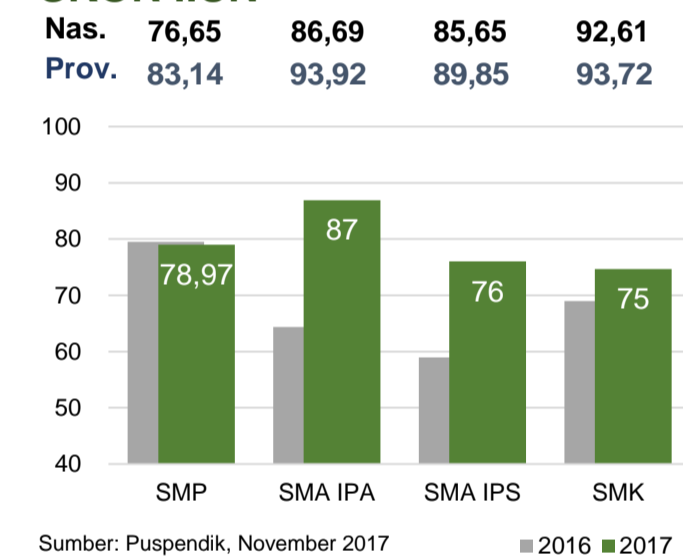
Sumber: Puspendik, November 2017

HASIL UN



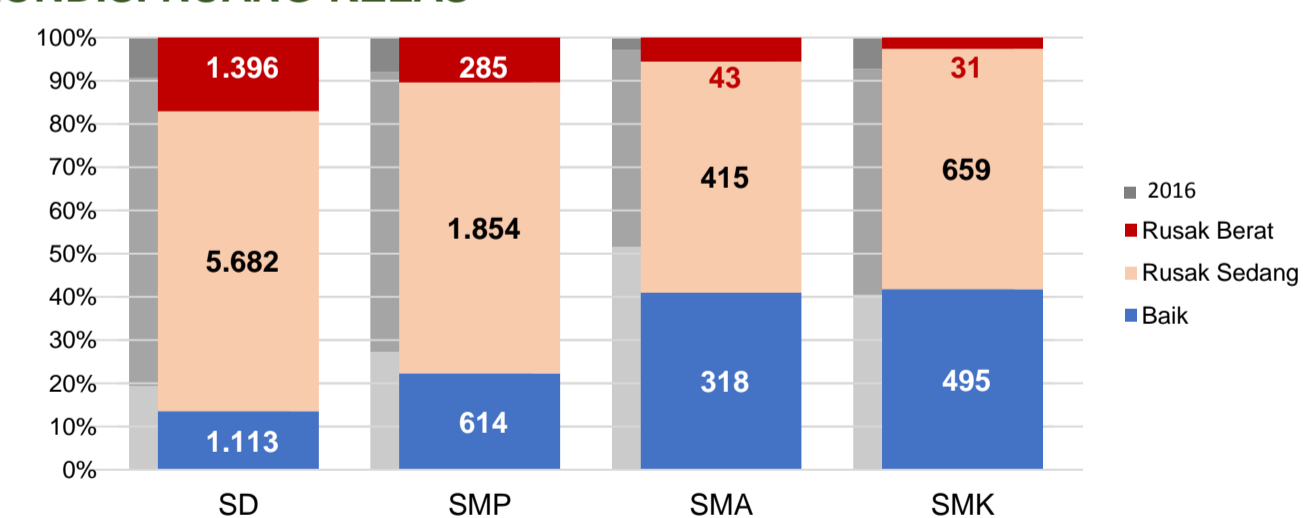
Sumber: Puspendik, November 2017

SKOR IIUN



Sumber: Puspendik, November 2017

KONDISI RUANG KELAS



Sumber: PDSPK, November 2017

SEKOLAH RINTISAN PELAKSANA PPK

| SD | SMP | TOTAL |
|----|-----|-------|
| 5 | 6 | 11 |

Sumber: Kemendikbud, September 2017

GURU KEAHLIAN GANDA

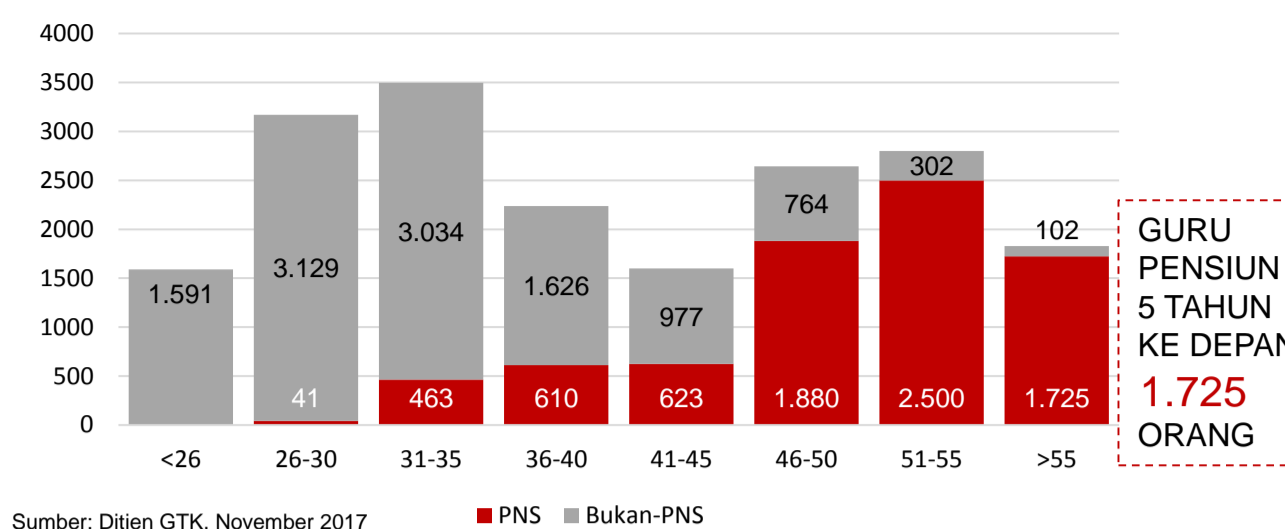
21

GURU GARIS DEPAN

0

Sumber: Ditjen GTK, November 2017

GURU MENURUT USIA



Sumber: Ditjen GTK, November 2017

SISWA PUTUS SEKOLAH DAN MENGULANG

| | SD | SMP | SMA | SMK |
|---------------|-----|-----|-----|-----|
| PUTUS SEKOLAH | 101 | 409 | 247 | 899 |
| MENGULANG | 680 | 92 | 11 | 24 |

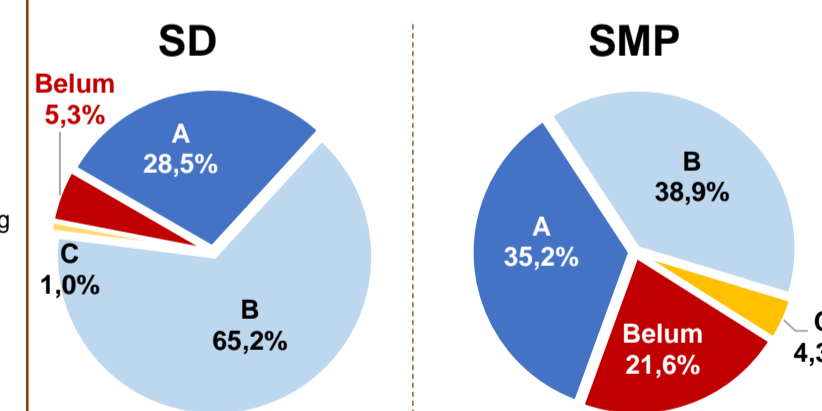
Sumber: PDSPK, November 2017

PRESTASI SISWA

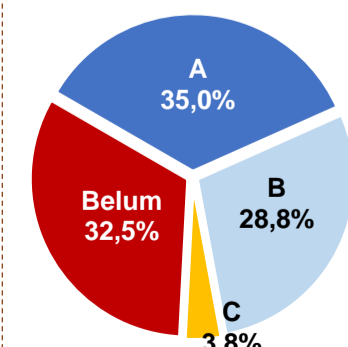
| | |
|-------------------------|---|
| OLIMPIADE NASIONAL | 2 |
| OLIMPIADE INTERNASIONAL | 0 |

Sumber: Ditjen Dikdasmen, November 2017

AKREDITASI S/M



SMA



Sumber: BAN-S/M, Desember 2017

SMK

